



International Resources for Latter-day Saints

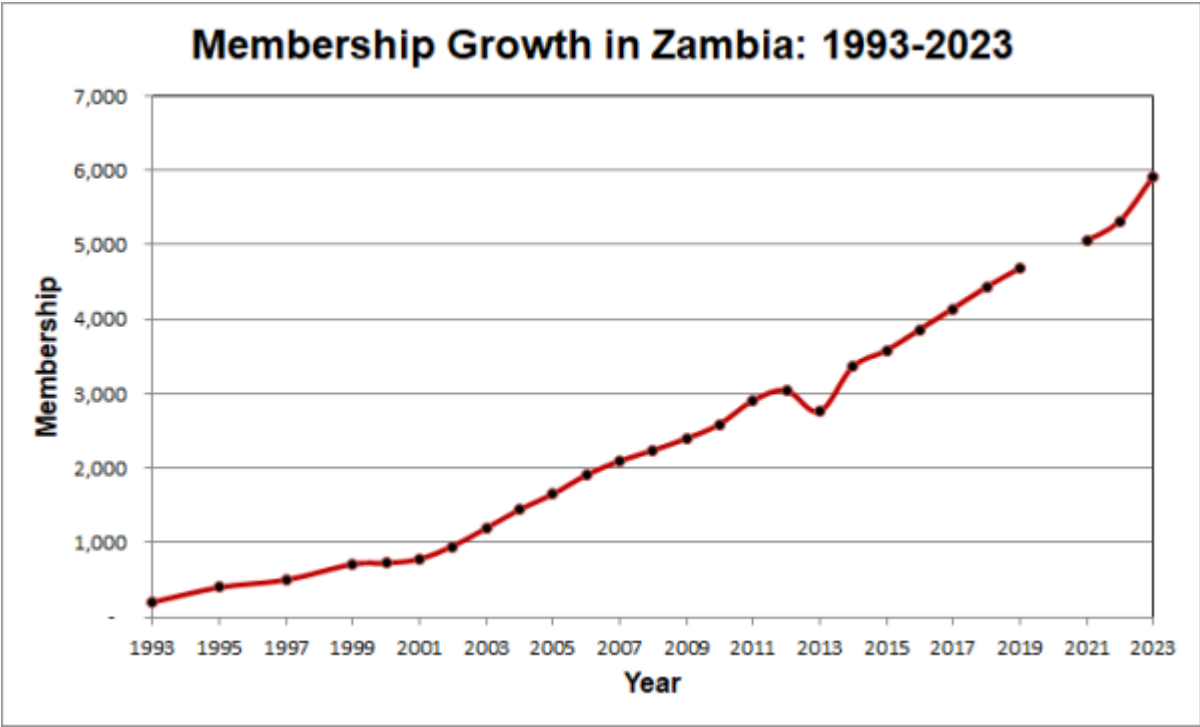


Zambia

Population: 14.64 millions (#71 out of countries)

Statistical Profile

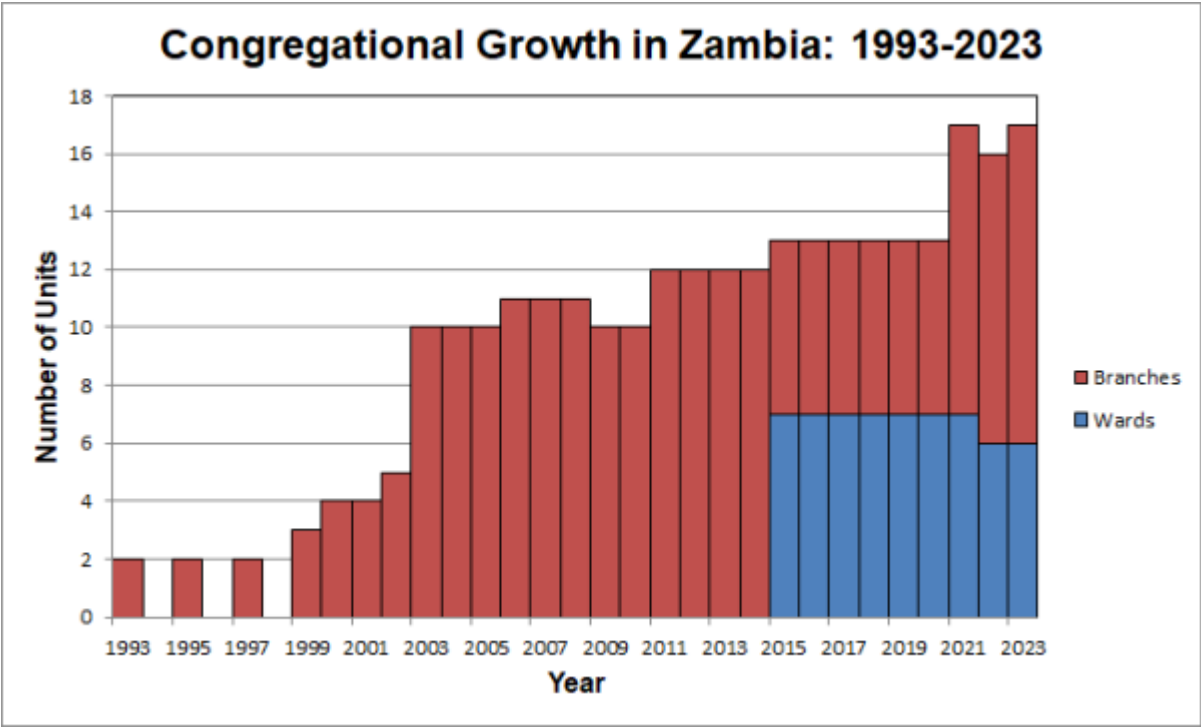
Membership Growth Graph



Membership and Congregational Table

Year	Membership	Annual Membership Growth Rate	Wards	Branches	Units	Annual Unit Growth Rate	Population	One Member per	Percent Members
1993	200		0	2	2		8,270,917	41,355	0.002%
1995	400	50.0%	0	2	2	0%	8,684,135	21,710	0.005%
1997	500	12.5%	0	2	2	0%	9,133,156	18,266	0.005%
1999	711	21.1%	0	3	3	25%	9,621,238	13,532	0.007%
2000	725	2.0%	0	4	4	33.3%	9,891,136	13,643	0.007%
2001	779	7.4%	0	4	4	0.0%	10,191,964	13,083	0.008%
2002	951	22.1%	0	5	5	25.0%	10,508,294	11,050	0.009%
2003	1,191	25.2%	0	10	10	100.0%	10,837,973	9,100	0.011%
2004	1,442	21.1%	0	10	10	0.0%	11,188,040	7,759	0.013%
2005	1,648	14.3%	0	10	10	0.0%	11,564,870	7,018	0.014%
2006	1,905	15.6%	0	11	11	10.0%	11,971,567	6,284	0.016%
2007	2,095	10.0%	0	11	11	0.0%	12,402,073	5,920	0.017%
2008	2,237	6.8%	0	11	11	0.0%	12,852,966	5,746	0.017%
2009	2,395	7.1%	0	10	10	-9.1%	13,318,087	5,561	0.018%
2010	2,587	8.0%	0	10	10	0.0%	13,792,086	5,331	0.019%
2011	2,903	12.2%	0	12	12	20.0%	14,265,814	4,914	0.020%
2012	3,044	4.9%	0	12	12	0.0%	14,744,658	4,844	0.021%
2013	2,758	-9.4%	0	12	12	0.0%	15,234,976	5,524	0.018%
2014	3,359	21.8%	0	12	12	0.0%	15,737,793	4,685	0.021%
2015	3,577	6.5%	7	6	13	8.3%	16,248,230	4,542	0.022%
2016	3,860	7.9%	7	6	13	0.0%	16,767,761	4,344	0.023%
2017	4,140	7.3%	7	6	13	0.0%	17,298,054	4,178	0.024%
2018	4,428	7.0%	7	6	13	0.0%	17,835,893	4,028	0.025%
2019	4,681	5.7%	7	6	13	0.0%	18,380,477	3,927	0.025%
2020		-100.0%	7	6	13	0.0%	18,927,715		
2021	5,053	7.9%	7	10	17	30.8%	19,473,125	3,854	0.026%
2022	5,313	5.1%	6	10	16	-5.9%	20,017,675	3,768	0.027%
2023	5,906	11.2%	6	11	17	6.3%	20,569,737	3,483	0.029%

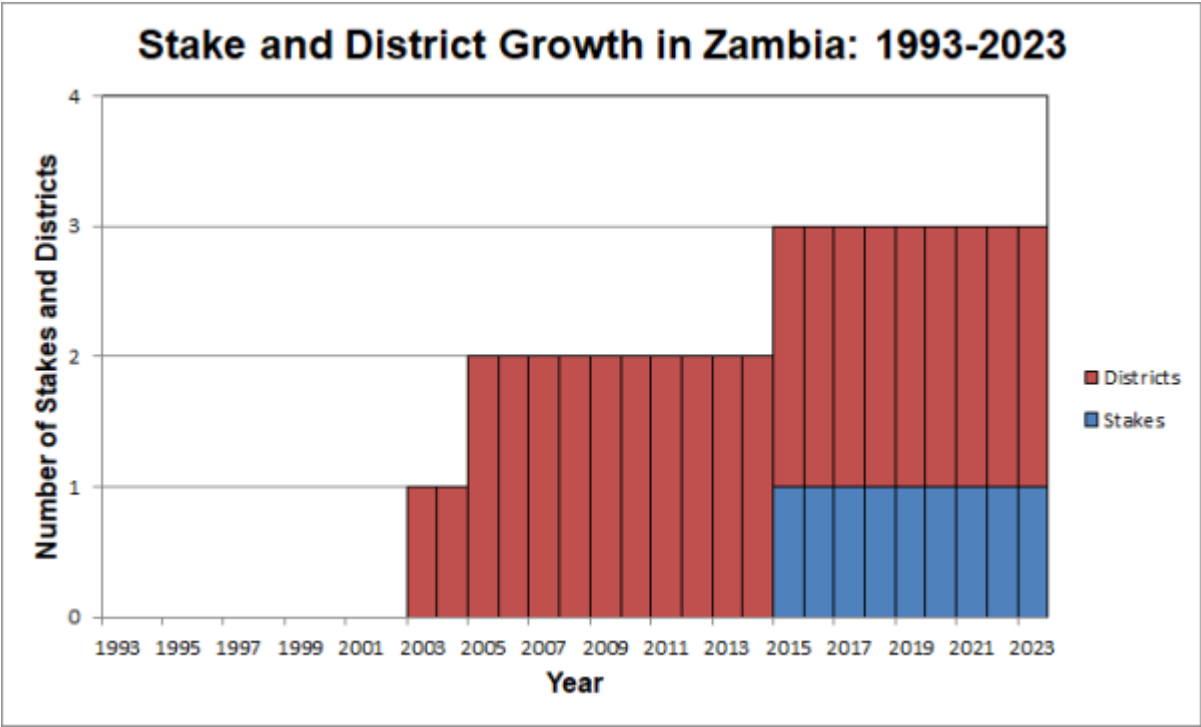
Congregational Growth Graph



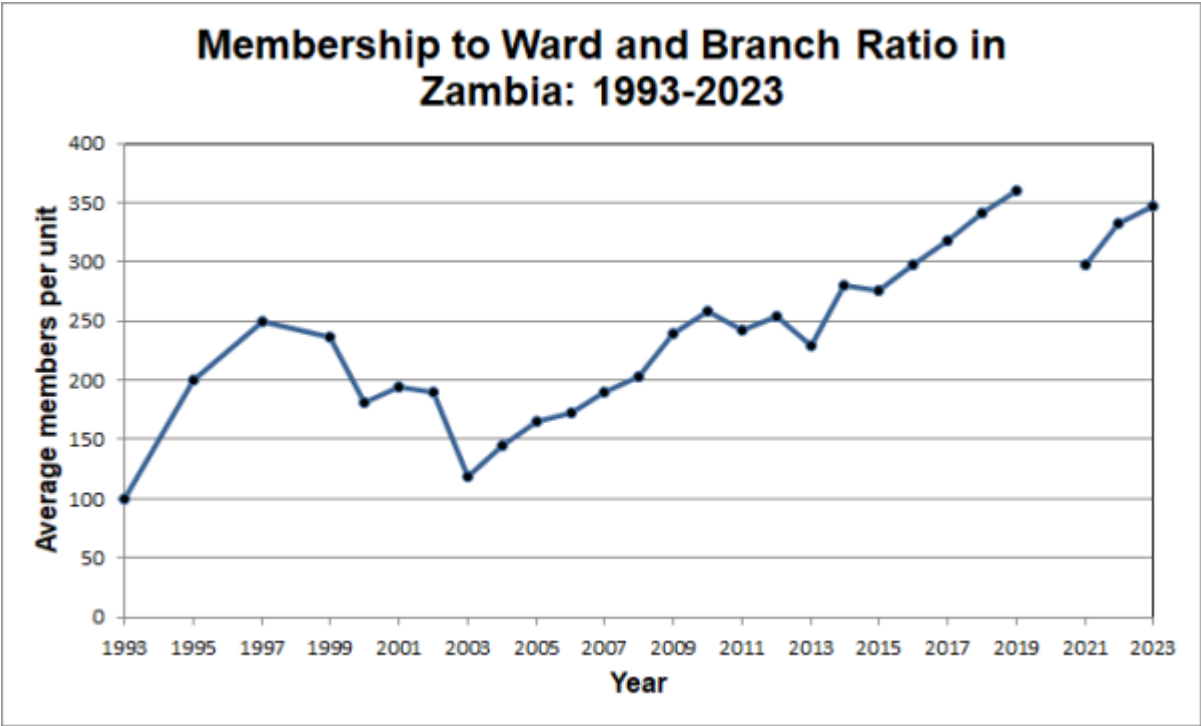
Stake and District Table

Year	Stakes	Districts	Missions	Temples	Average Number of Members per Unit	One Mission per "x" Inhabitants
1993	0	0	0	0	100	
1995	0	0	0	0	200	
1997	0	0	0	0	250	
1999	0	0	0	0	237	
2000	0	0	0	0	181	
2001	0	0	0	0	195	
2002	0	0	0	0	190	
2003	0	1	0	0	119	
2004	0	1	0	0	144	
2005	0	2	0	0	165	
2006	0	2	0	0	173	
2007	0	2	0	0	190	
2008	0	2	0	0	203	
2009	0	2	0	0	240	
2010	0	2	0	0	259	
2011	0	2	1	0	242	14,265,814
2012	0	2	1	0	254	14,744,658
2013	0	2	1	0	230	15,234,976
2014	0	2	1	0	280	15,737,793
2015	1	2	1	0	275	16,248,230
2016	1	2	1	0	297	16,767,761
2017	1	2	1	0	318	17,298,054
2018	1	2	1	0	341	17,835,893
2019	1	2	1	0	360	18,380,477
2020	1	2	1	0		
2021	1	2	1	0	297	19,473,125
2022	1	2	1	0	332	20,017,675
2023	1	2	1	0	347	20,569,737

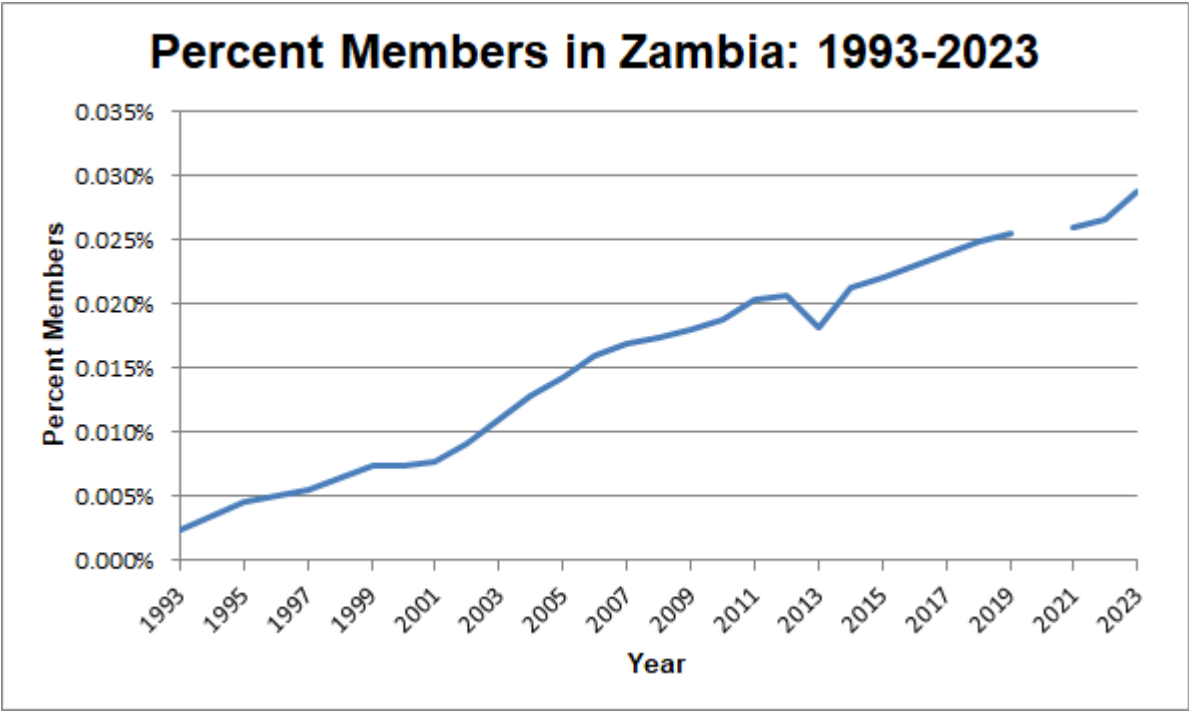
Stake and District Graph



Average Number of Members per Ward or Branch



Percent Latter-day Saint



Comparative Growth Table

DENOMINATION	MEMBERSHIP (2023)	CONGREGATIONS (2023)
Jehovah's Witnesses (Peak Publishers)	239,427	3,605
Latter-day Saints	5,906	17
Seventh-Day Adventists	1,465,379	8,328

Percent of the Population Reached by the Church

