



International Resources for Latter-day Saints

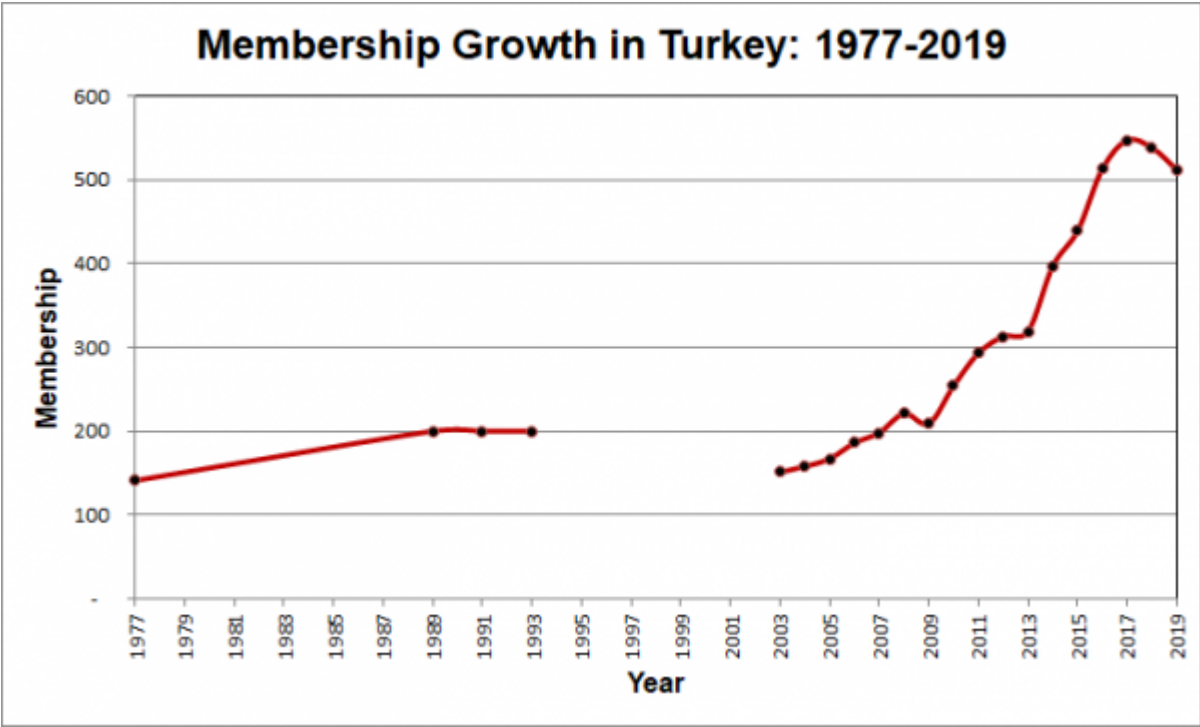


Turkey

Population: 81.62 millions (#17 out of countries)

Statistical Profile

Membership Growth Graph



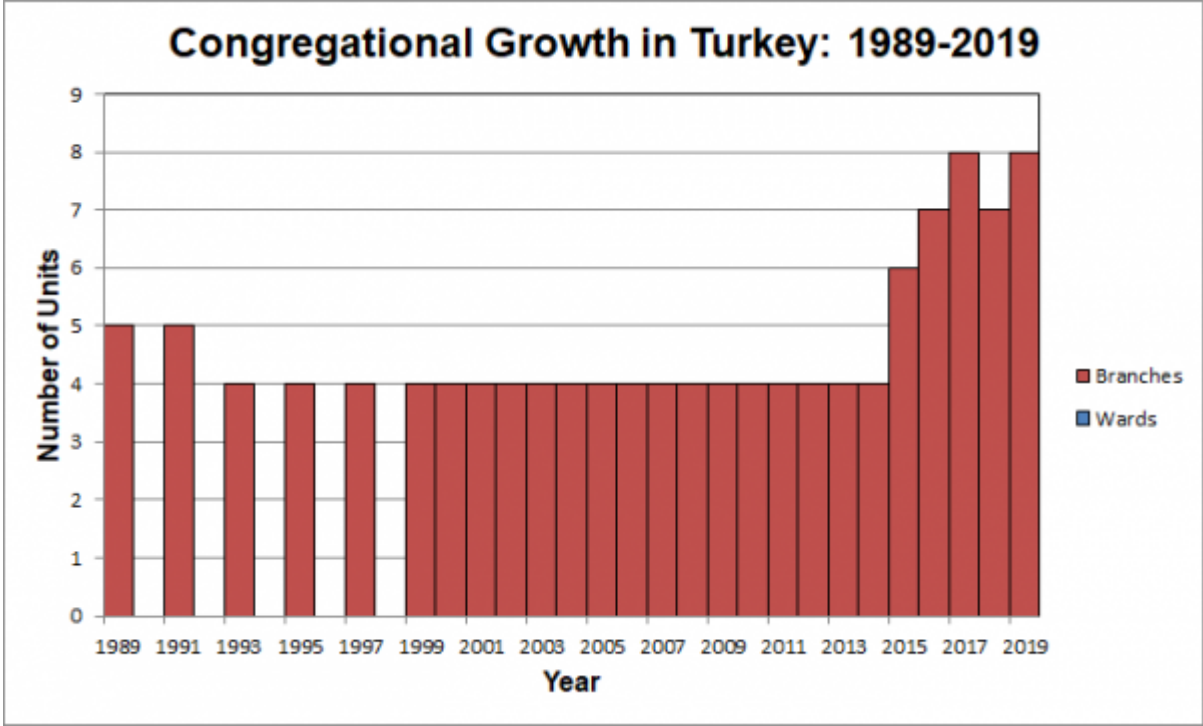
Membership and Congregational Growth Table

Year	Membership	Annual Membership Growth Rate	Wards	Branches	Units	Annual Unit Growth Rate	Population	One Member per	Perce Membr
1977	141						41,020,000	290,922	0.000
1989	200		0	5	5		53,201,000	266,005	0.000
1991	200	20.9%	0	5	5	0%	55,069,000	275,345	0.000
1993	200	0.0%	0	4	4	-10%	56,960,000	284,800	0.000
1995			0	4	4	0%	58,865,000		
1997			0	4	4	0%	60,783,000		
1999			0	4	4	0%	62,693,000		
2000			0	4	4	0%	63,628,000		
2001			0	4	4	0%	64,545,000		
2002			0	4	4	0%	65,446,000		
2003	151		0	4	4	0%	66,339,000	439,331	0.000
2004	158	4.64%	0	4	4	0%	67,236,000	425,544	0.000
2005	167	5.70%	0	4	4	0%	68,143,000	408,042	0.000
2006	186	11.38%	0	4	4	0%	69,064,000	371,312	0.000
2007	198	6.45%	0	4	4	0%	69,497,000	350,995	0.000
2008	221	11.62%	0	4	4	0%	70,364,000	318,389	0.000
2009	209	-5.43%	0	4	4	0%	71,241,000	340,866	0.000
2010	254	21.53%	0	4	4	0%	72,138,000	284,008	0.000
2011	293	15.35%	0	4	4	0%	73,059,000	249,348	0.000
2012	313	6.83%	0	4	4	0%	73,997,000	236,412	0.000
2013	319	1.92%	0	4	4	0%	74,933,000	234,900	0.000
2014	397	24.45%	0	4	4	0%	75,837,000	191,025	0.000
2015	439	10.58%	0	6	6	50.00%	79,414,269	180,898	0.000
2016	513	16.86%	0	7	7	16.67%	80,274,604	156,481	0.000
2017	547	6.63%	0	8	8	14.29%	80,845,215	147,797	0.000
2018	538	-1.65%	0	7	7	-12.50%	81,257,239	151,036	0.000
2019	512	-4.83%	0	8	8	14.29%	81,637,377	159,448	0.000

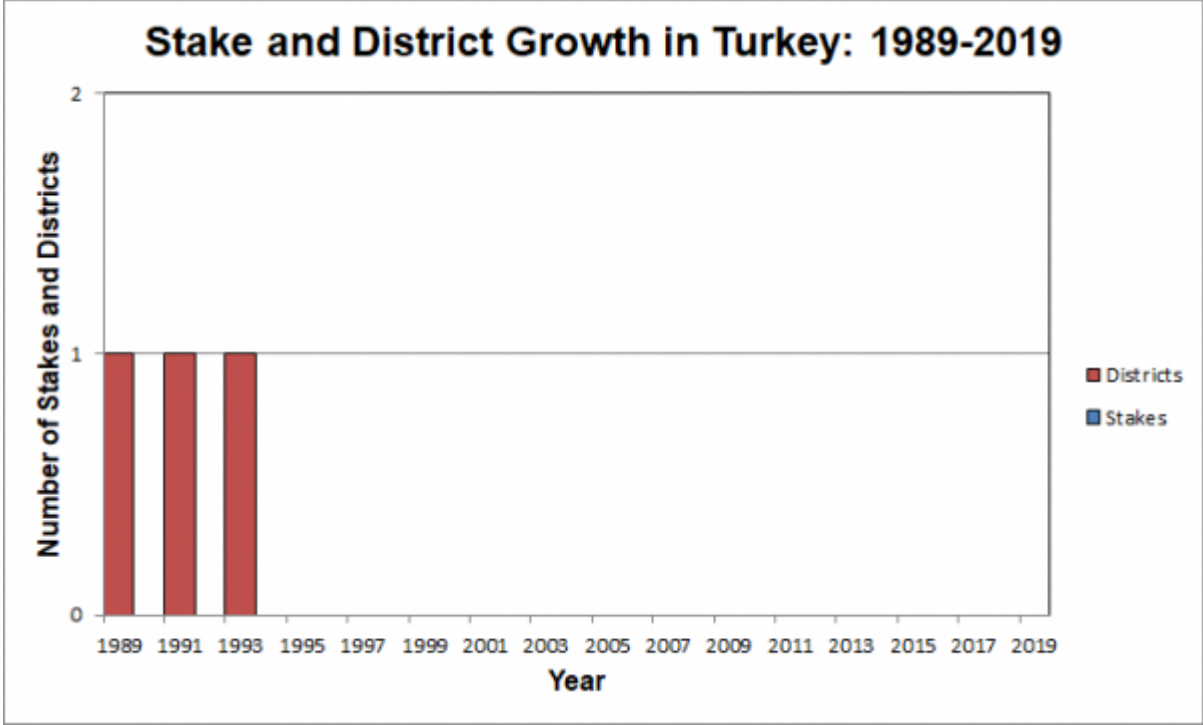
Comparative Growth Table

DENOMINATION	MEMBERSHIP	CONGREGATIONS
Jehovah's Witnesses (Peak Publishers)**	4,221	52
Latter-day Saints**	512	8
Seventh-Day Adventists*	284	Unavailable
*Year-end 2016, **Year-end 2019		

Congregational Growth Graph



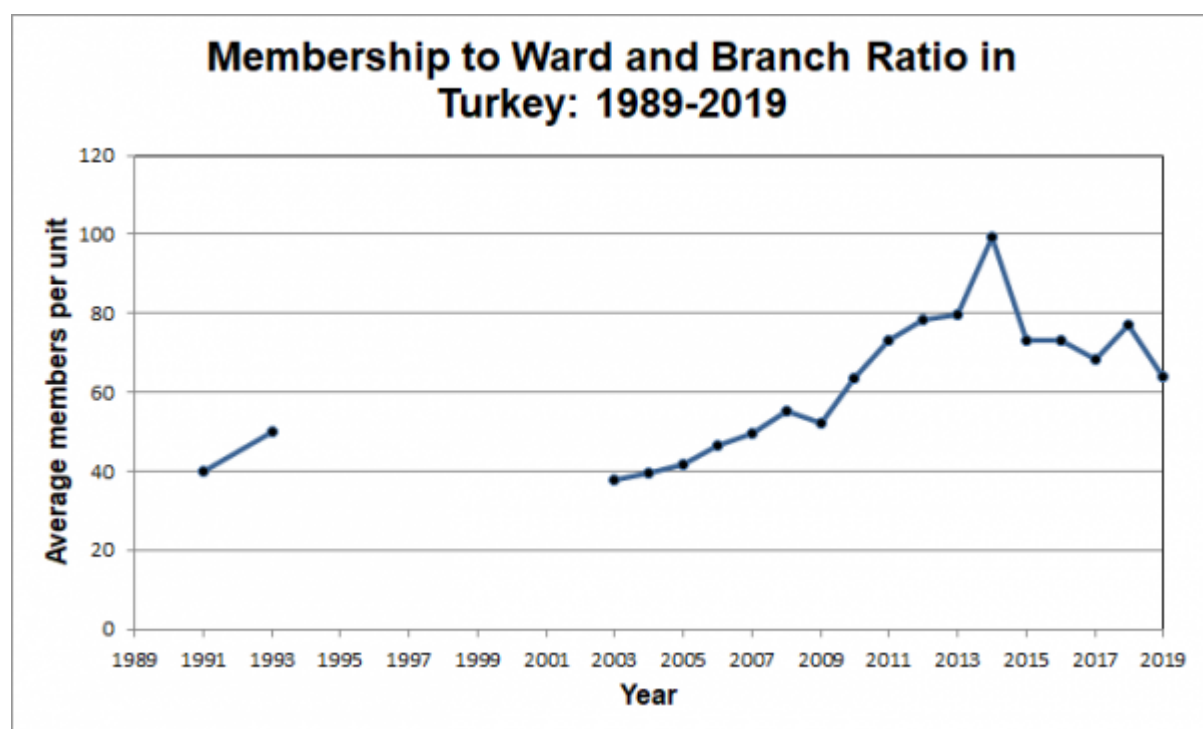
Stake and District Growth Graph



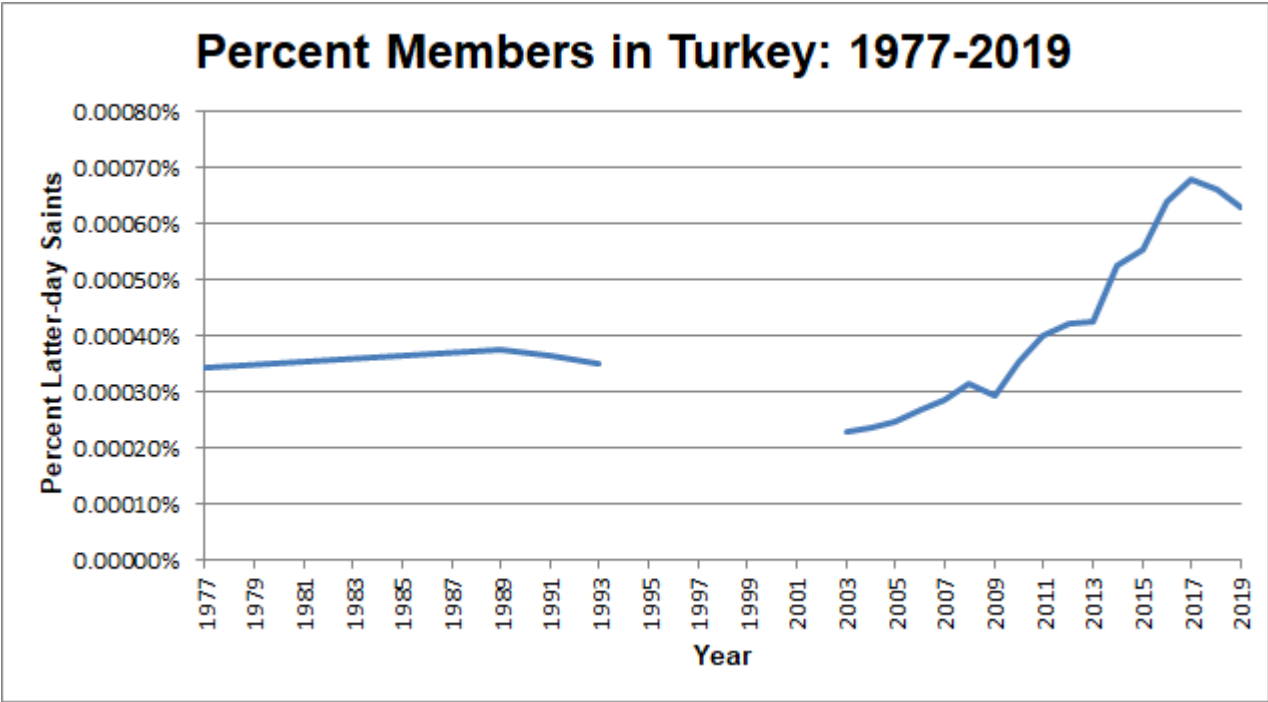
Stake and District Table

Year	Stakes	Districts	Missions	Temples	Average Number of Members per Unit	One Mission per "x" Inhabitants
1989	0	1	0	0		
1991	0	1	0	0	40	
1993	0	1	0	0	50	
1995	0	0	0	0		
1997	0	0	0	0		
1999	0	0	0	0		
2000	0	0	0	0		
2001	0	0	0	0		
2002	0	0	0	0		
2003	0	0	0	0	38	
2004	0	0	0	0	40	
2005	0	0	0	0	42	
2006	0	0	0	0	47	
2007	0	0	0	0	50	
2008	0	0	0	0	55	
2009	0	0	0	0	52	
2010	0	0	0	0	64	
2011	0	0	0	0	73	
2012	0	0	0	0	78	
2013	0	0	0	0	80	
2014	0	0	0	0	99	
2015	0	0	1	0	73	79,414,269
2016	0	0	1	0	73	80,274,604
2017	0	0	1	0	68	80,845,215
2018	0	0	0	0	77	
2019	0	0	0	0	64	

Average Number of Members per Ward or Branch



Percent Latter-day Saints in the Population Graph



Percent of the Population Reached by the Church

