



International Resources for Latter-day Saints



## Tanzania

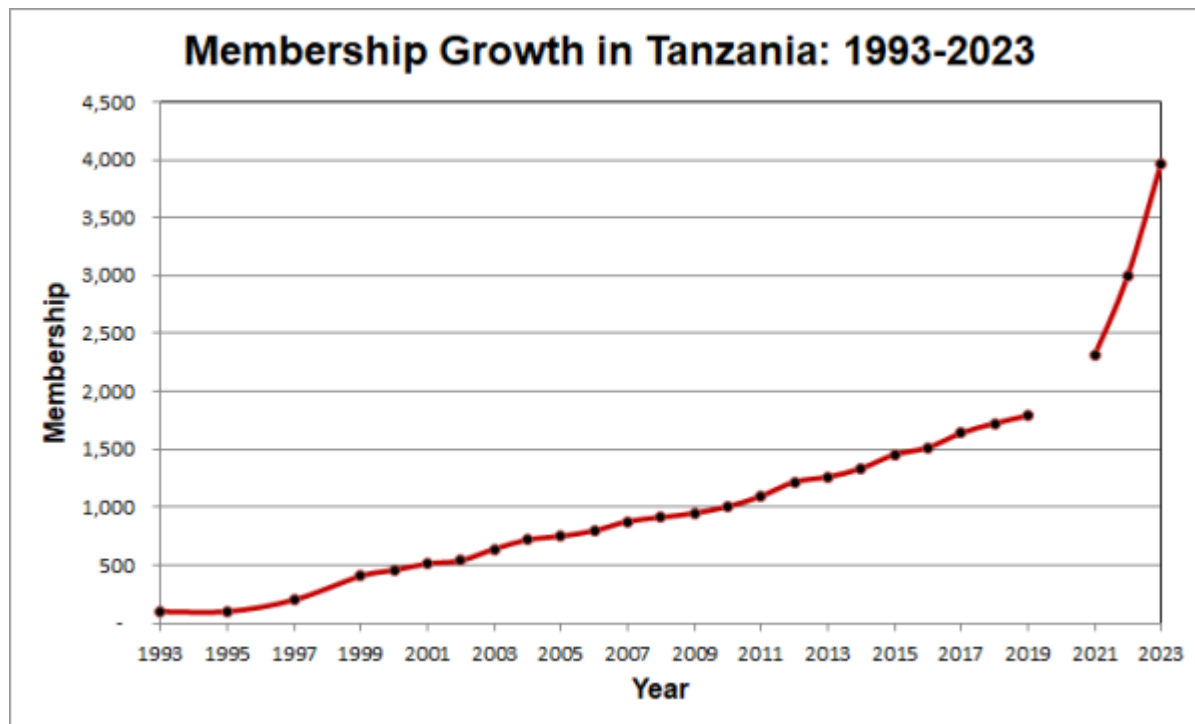
Population: 49.64 millions (#26 out of countries)

---

## Statistical Profile

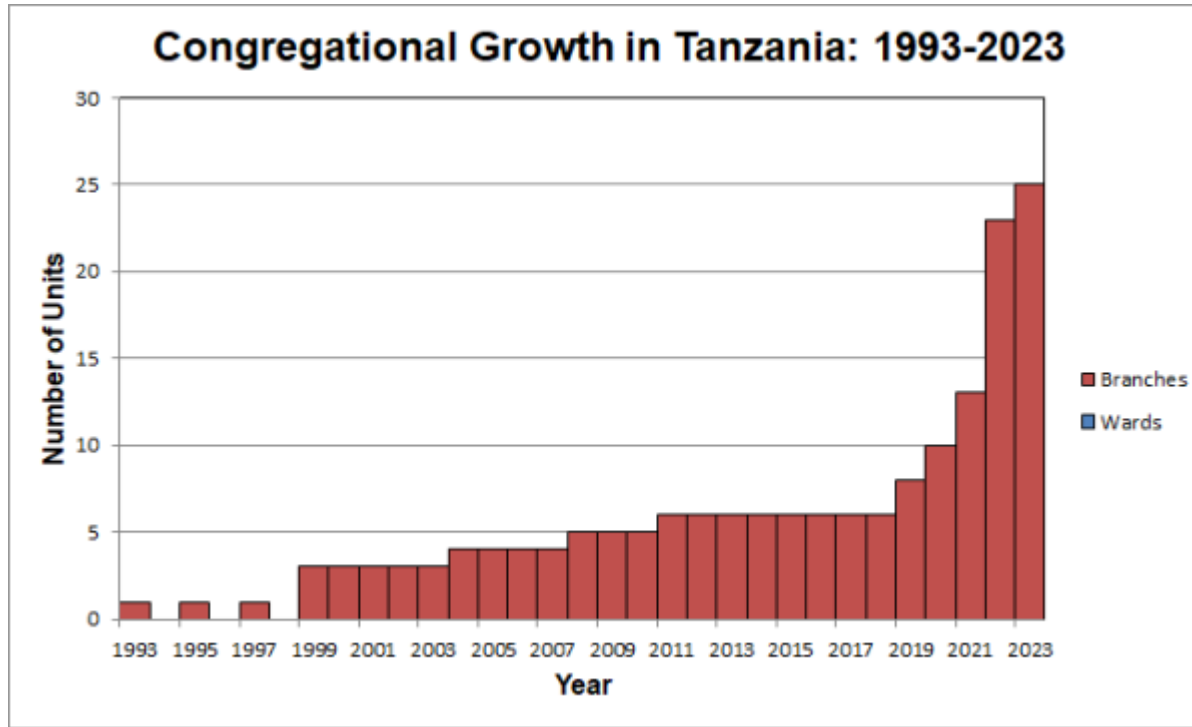
---

## Membership Growth Graph



Year	Membership	Annual Membership Growth Rate	Wards	Branches	Units	Annual Unit Growth Rate	Population	One Member per	Percent Members
1993	100		0	1	1		28,157,000	281,570	0.0004%
1995	100	0.0%	0	1	1	0%	29,944,000	299,440	0.0003%
1997	200	50.0%	0	1	1	0%	31,586,000	157,930	0.0006%
1999	406	51.5%	0	3	3	100%	33,183,000	81,732	0.0012%
2000	457	12.6%	0	3	3	0.0%	34,021,000	74,444	0.0013%
2001	514	12.5%	0	3	3	0.0%	34,895,000	67,889	0.0015%
2002	540	5.1%	0	3	3	0.0%	35,806,000	66,307	0.0015%
2003	639	18.3%	0	3	3	0.0%	36,761,000	57,529	0.0017%
2004	720	12.7%	0	4	4	33.3%	37,765,000	52,451	0.0019%
2005	751	4.3%	0	4	4	0.0%	38,824,000	51,696	0.0019%
2006	797	6.1%	0	4	4	0.0%	39,942,000	50,115	0.0020%
2007	879	10.3%	0	4	4	0.0%	41,120,000	46,780	0.0021%
2008	915	4.1%	0	5	5	25.0%	42,354,000	46,289	0.0022%
2009	950	3.8%	0	5	5	0.0%	43,640,000	45,937	0.0022%
2010	1,007	6.0%	0	5	5	0.0%	45,110,527	44,797	0.0022%
2011	1,096	8.8%	0	6	6	20.0%	46,416,031	42,350	0.0024%
2012	1,220	11.3%	0	6	6	0.0%	47,786,137	39,169	0.0026%
2013	1,263	3.5%	0	6	6	0.0%	49,253,643	38,997	0.0026%
2014	1,336	5.8%	0	6	6	0.0%	50,814,522	38,035	0.0026%
2015	1,456	9.0%	0	6	6	0.0%	52,542,823	36,087	0.0028%
2016	1,516	4.1%	0	6	6	0.0%	54,401,802	35,885	0.0028%
2017	1,642	8.3%	0	6	6	0.0%	56,267,032	34,267	0.0029%
2018	1,726	5.1%	0	6	6	0.0%	58,090,443	33,656	0.0030%
2019	1,793	3.9%	0	8	8	33.3%	59,872,579	33,392	0.0030%
2020			0	10	10	25.0%	61,704,518		
2021	2,309	28.8%	0	13	13	30.0%	63,588,334	27,539	0.0036%
2022	2,999	29.9%	0	23	23	76.9%	65,497,748	21,840	0.0046%
2023	3,969	32.3%	0	25	25	8.7%	67,438,106	16,991	0.0059%

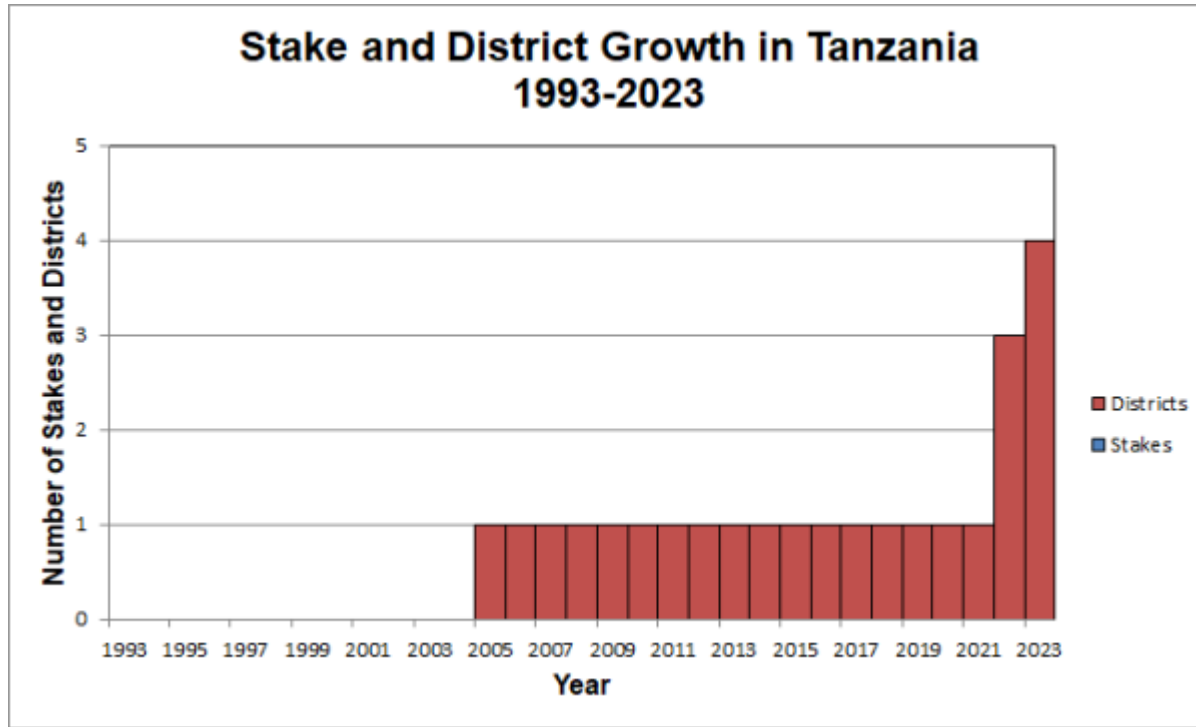
## Congregational Growth Graph



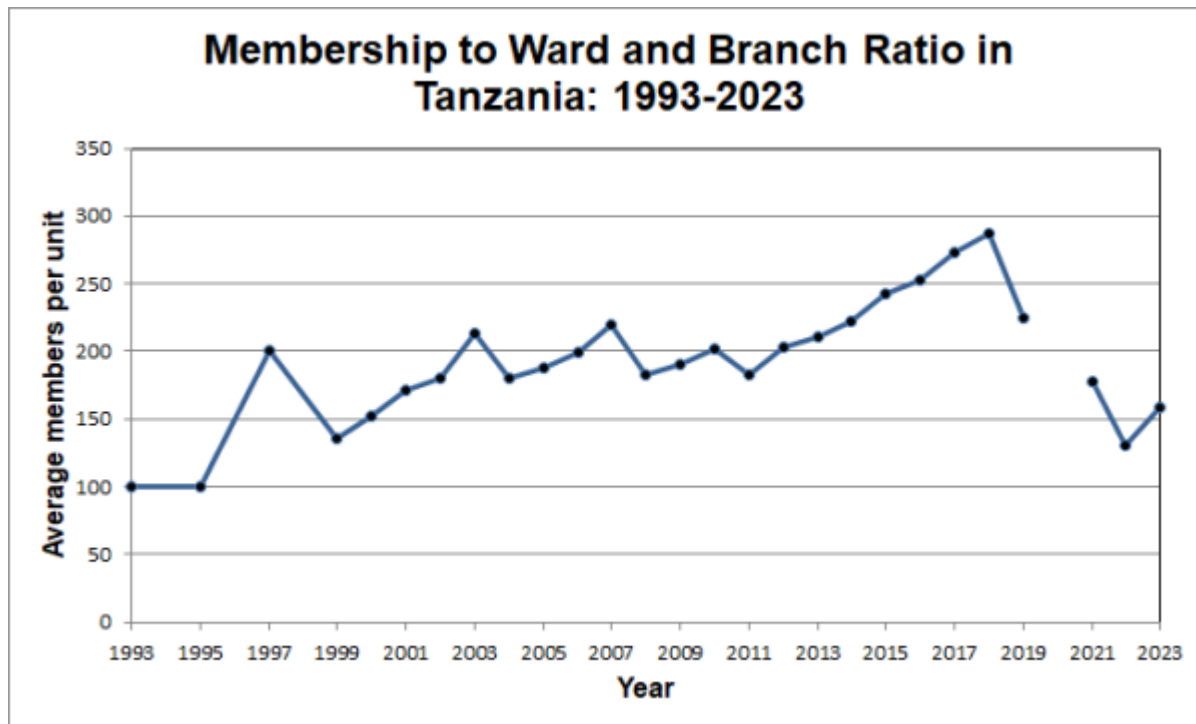
## Stake and District Table

Year	Stakes	Districts	Missions	Temples	Average Number of Members per Unit	One Mission per "x" Inhabitants
1993	0	0	0	0	100	
1995	0	0	0	0	100	
1997	0	0	0	0	200	
1999	0	0	0	0	135	
2000	0	0	0	0	152	
2001	0	0	0	0	171	
2002	0	0	0	0	180	
2003	0	0	0	0	213	
2004	0	0	0	0	180	
2005	0	1	0	0	188	
2006	0	1	0	0	199	
2007	0	1	0	0	220	
2008	0	1	0	0	183	
2009	0	1	0	0	190	
2010	0	1	0	0	201	
2011	0	1	0	0	183	
2012	0	1	0	0	203	
2013	0	1	0	0	211	
2014	0	1	0	0	223	
2015	0	1	0	0	243	
2016	0	1	0	0	253	
2017	0	1	0	0	274	
2018	0	1	0	0	288	
2019	0	1	0	0	224	
2020	0	1	1	0		
2021	0	1	1	0	178	
2022	0	3	1	0	130	
2023	0	4	1	0	159	

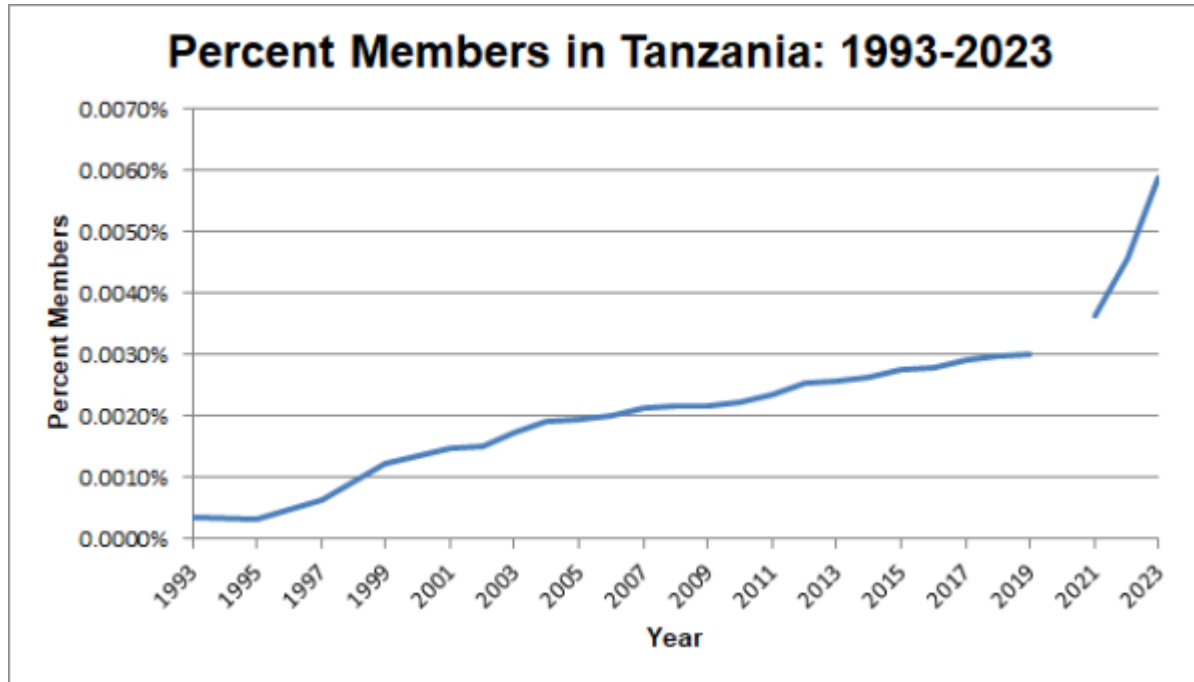
## Stake and District Graph



## Average Number of Members per Ward or Branch



**Percent Latter-day Saint**



**Comparative Growth Table**

DENOMINATION	MEMBERSHIP (2023)	CONGREGATIONS (2023)
Jehovah's Witnesses (Peak Publishers)**	20,846	417
Latter-day Saints**	3,969	25
Seventh-Day Adventists*	1,051,381	7,437

**Percent of the Population Reached by the Church**

