

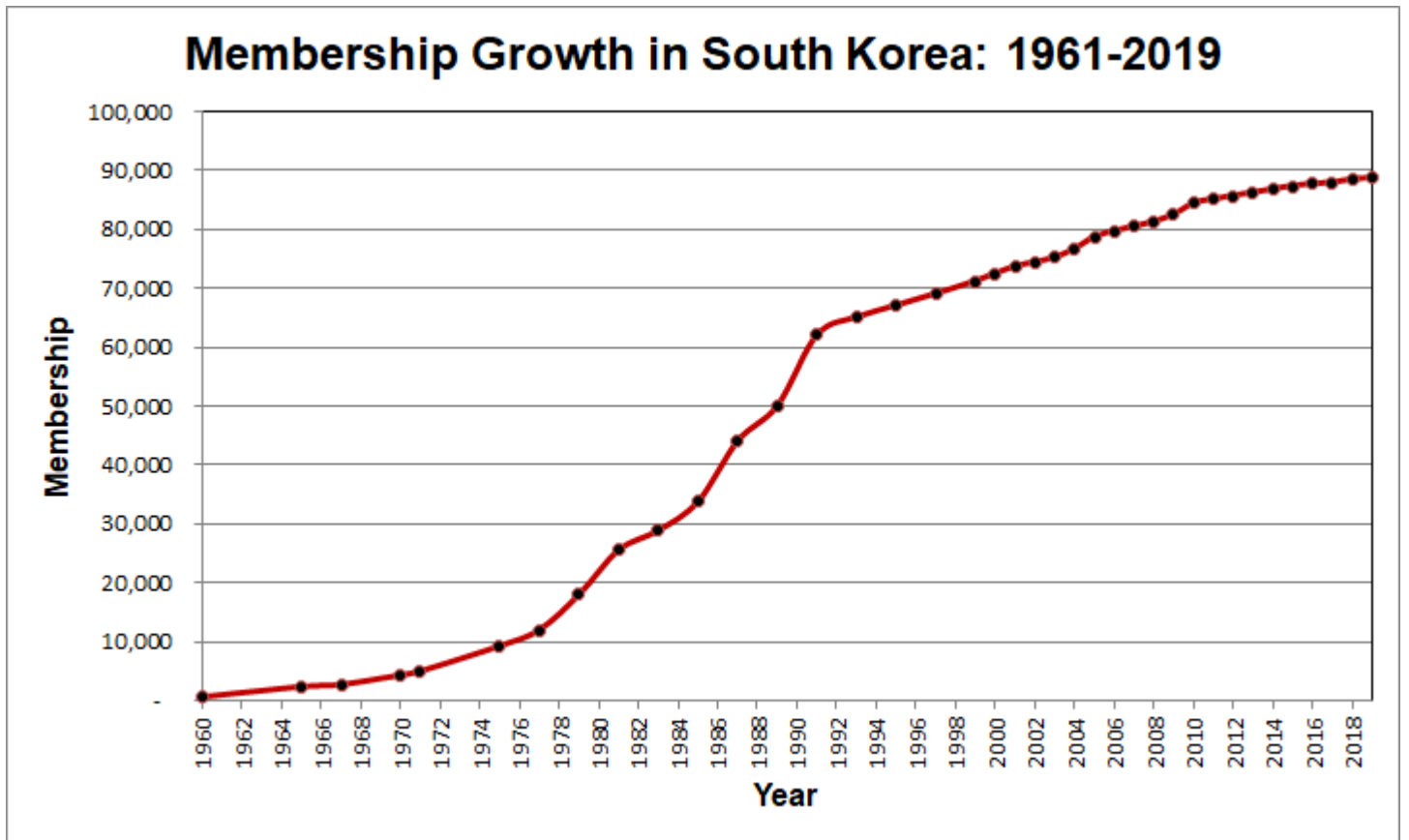


South Korea

Population: 49.04 millions (#27 out of countries)

Statistical Profile

Membership Growth Graph



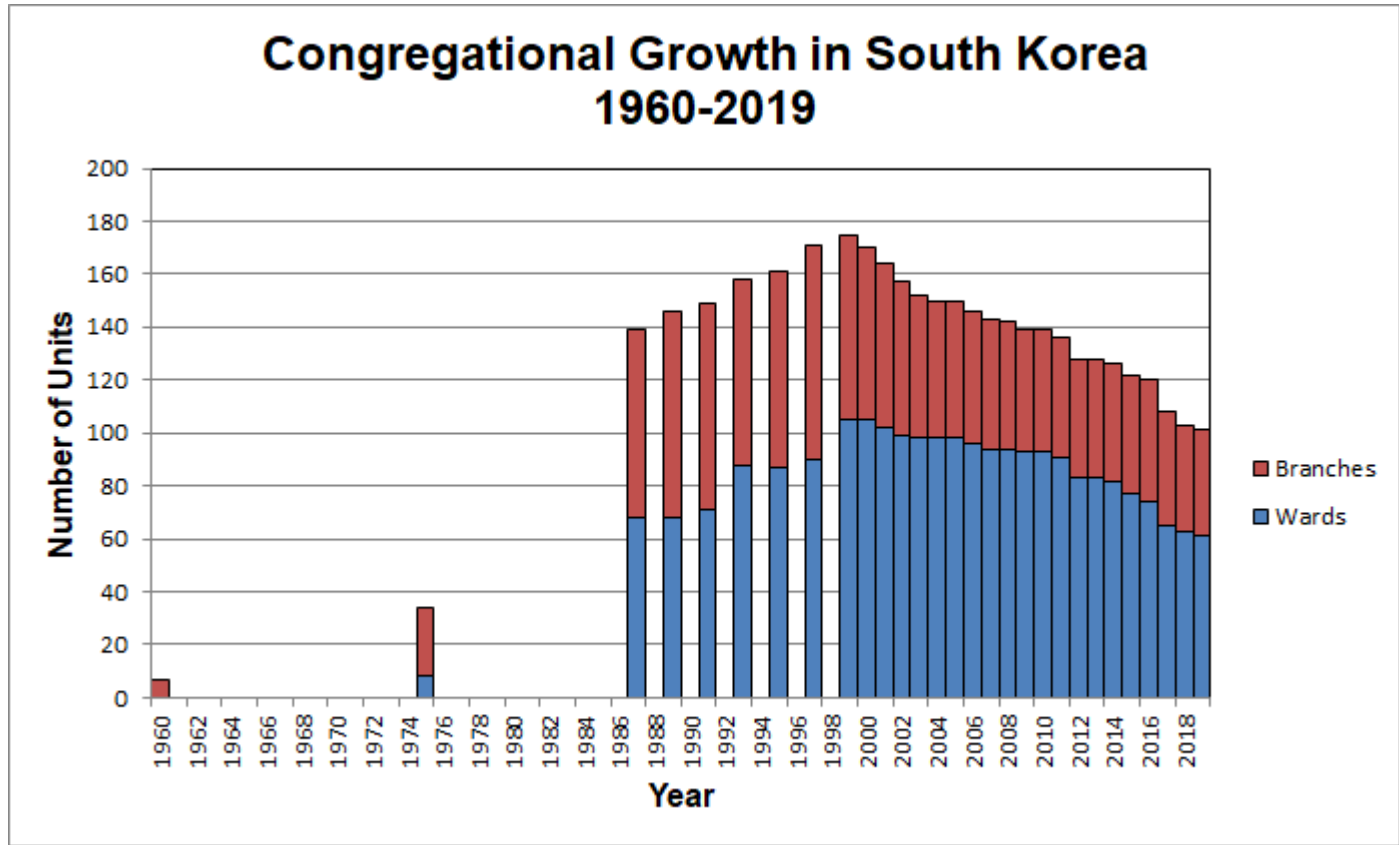
Membership and Congregational Data Table

Year	Membership	Annual Membership Growth Rate	Wards	Branches	Units	Annual Unit Growth Rate	Population	One Member per "x" Inhabitants
1960	537		0	7	7		25,809,000	48,061
1965	2,270	64.54%					28,393,000	12,508
1967	2,639	8.13%					29,607,000	11,219
1970	4,245	20.29%					31,437,000	7,406
1971	4,919	15.88%					32,088,000	6,523
1975	9,186	21.69%	8	26	34		34,722,000	3,780
1977	11,942	15.00%					35,841,000	3,001
1979	17,947	25.14%					36,898,000	2,056
1981	25,476	20.98%					38,055,000	1,494
1983	28,795	6.51%					39,304,000	1,365
1985	33,700	8.52%					40,510,000	1,202
1987	44,000	15.28%	68	71	139	14.04%	41,594,000	945
1989	50,000	6.82%	68	78	146	2.52%	42,552,000	851
1991	62,000	12.00%	71	78	149	1.03%	43,373,000	700
1993	65,000	2.42%	88	70	158	3.02%	44,057,000	678
1995	67,000	1.54%	87	74	161	0.95%	44,662,000	667
1997	69,000	1.49%	90	81	171	3.11%	45,228,000	655
1999	71,166	1.57%	105	70	175	1.17%	45,749,000	643
2000	72,445	1.80%	105	65	170	-2.86%	45,988,000	635
2001	73,629	1.63%	102	62	164	-3.53%	46,211,000	628
2002	74,360	0.99%	99	58	157	-4.27%	46,421,000	624
2003	75,149	1.06%	98	54	152	-3.18%	46,625,000	620
2004	76,657	2.01%	98	52	150	-1.32%	46,801,000	611
2005	78,646	2.59%	98	52	150	0.00%	47,033,000	598
2006	79,652	1.28%	96	50	146	-2.67%	47,291,000	594
2007	80,421	0.97%	94	49	143	-2.05%	47,573,000	592
2008	81,251	1.03%	94	48	142	-0.70%	47,868,000	589
2009	82,472	1.50%	93	46	139	-2.11%	48,165,000	584
2010	84,380	2.31%	93	46	139	0.00%	48,454,000	574
2011	85,041	0.78%	91	45	136	-2.16%	48,733,000	573
2012	85,628	0.69%	83	45	128	-5.88%	49,003,000	572
2013	86,170	0.63%	83	45	128	0.00%	49,846,760	578
2014	86,719	0.64%	82	44	126	-1.56%	50,074,400	577
2015	87,296	0.67%	77	45	122	-3.17%	50,293,440	576
2016	87,637	0.39%	74	46	120	-1.64%	50,924,172	581
2017	87,860	0.25%	65	43	108	-10.00%	51,181,299	583
2018	88,418	0.64%	63	40	103	-4.63%	51,418,097	582
2019	88,622	0.23%	61	40	101	-1.94%	51,626,604	583

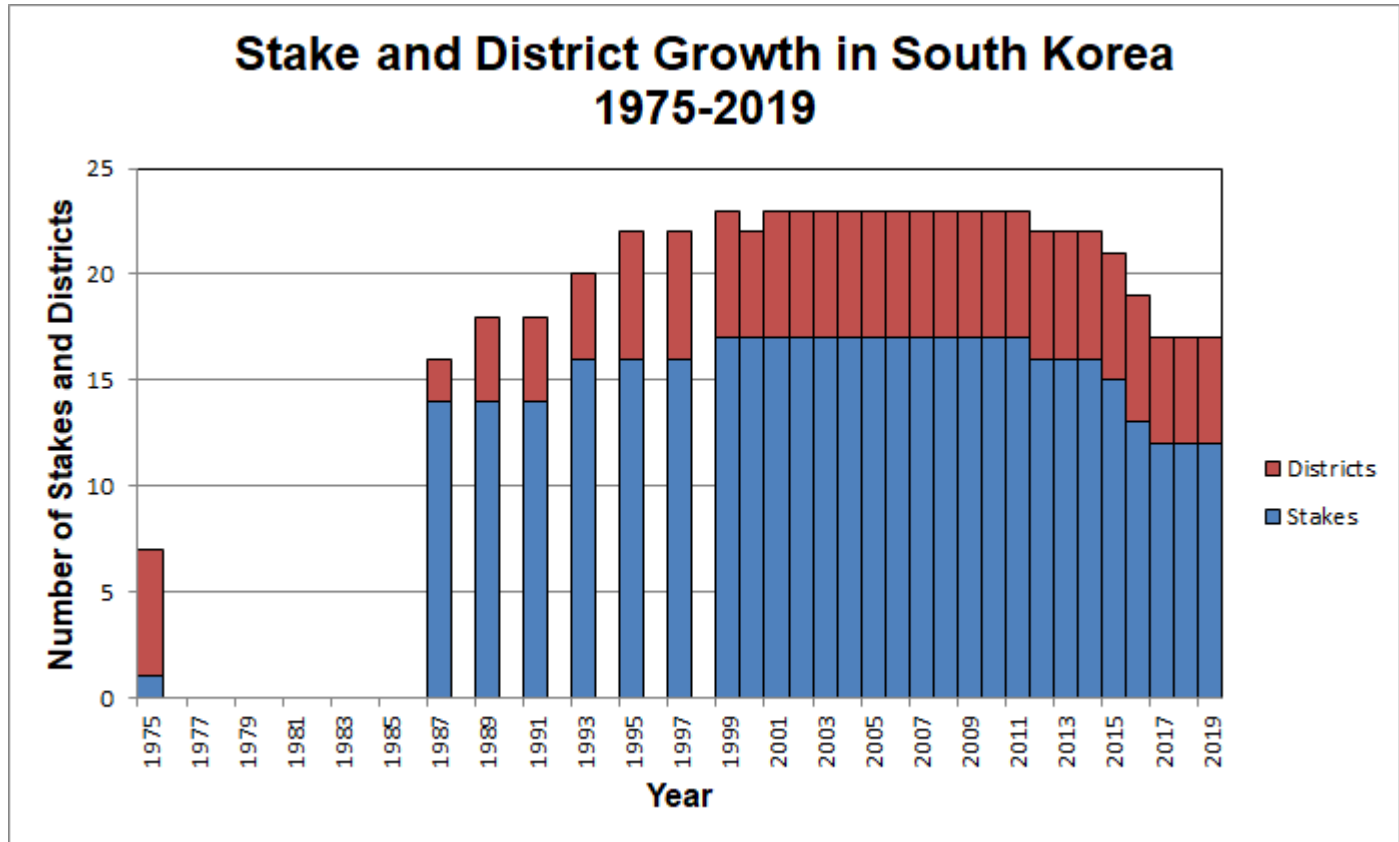
Comparative Growth Table

DENOMINATION	MEMBERSHIP	CONGREGATIONS
Jehovah's Witnesses (Peak Publishers)**	102,456	1,266
Latter-day Saints**	88,622	101
Seventh-Day Adventists*	256,617	813
*Year-end 2018, **Year-end 2019		

Congregational Growth Graph



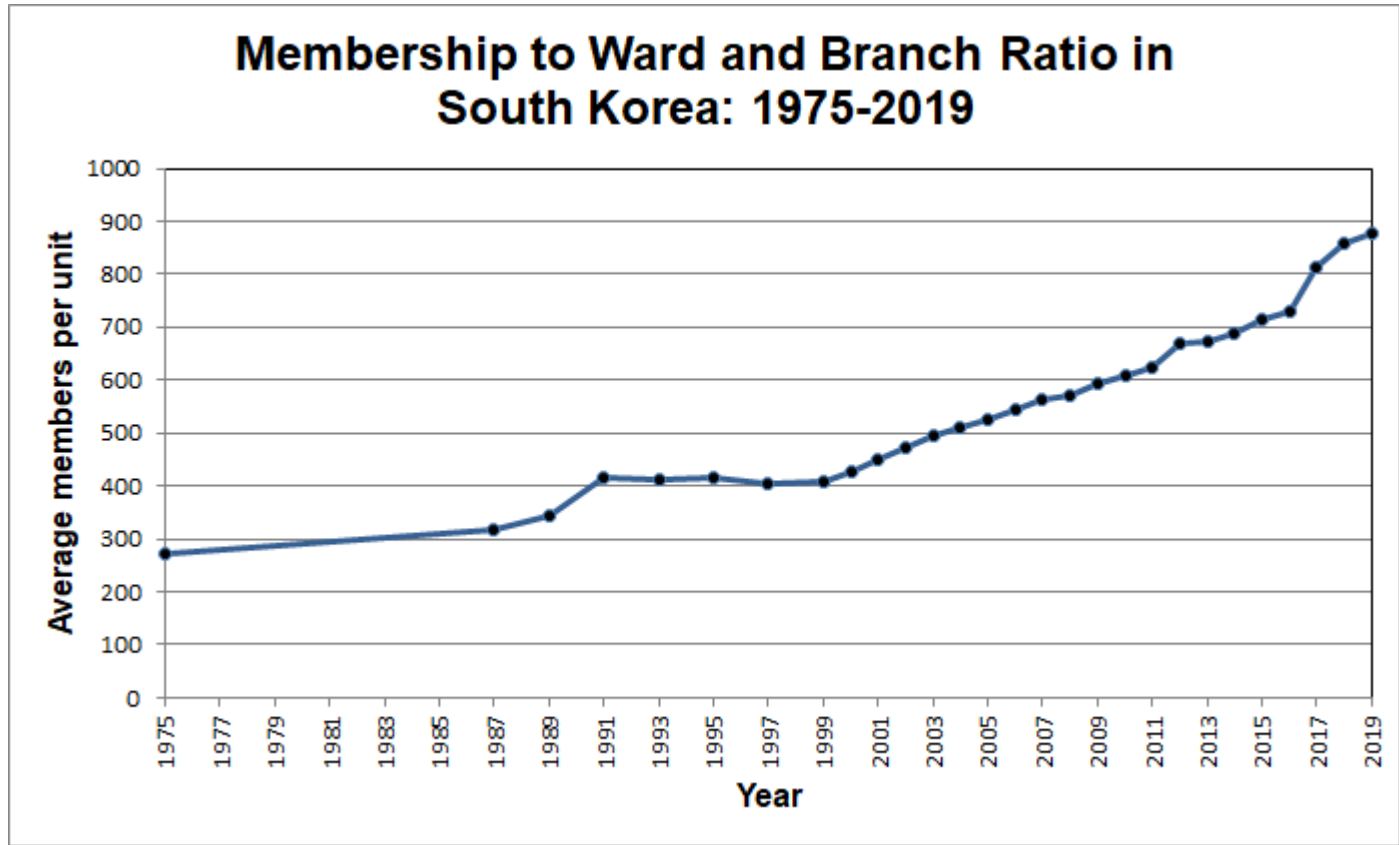
Stake and District Growth Graph



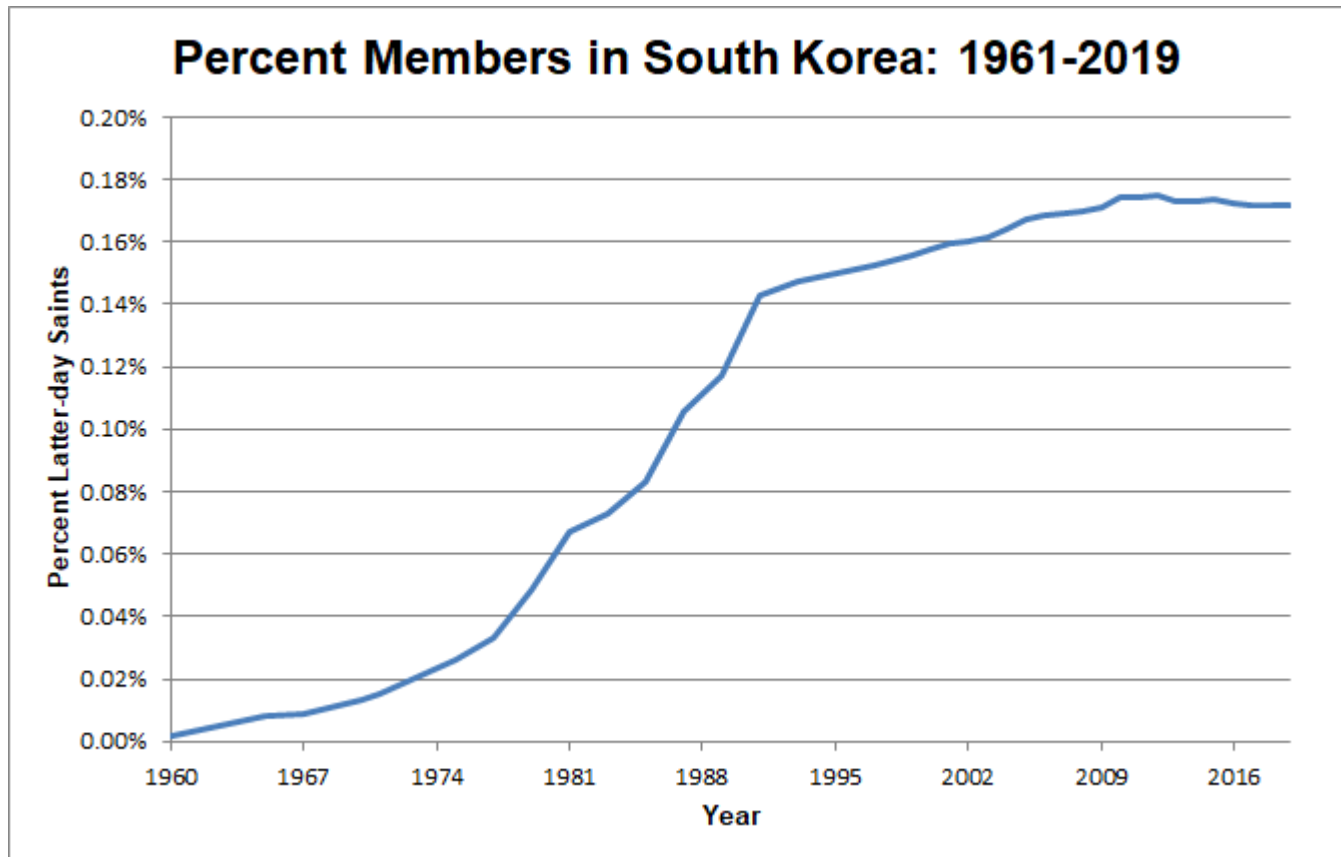
Stake and District Growth Table

Year	Stakes	Districts	Missions	Temples	Average Number of Members per Unit	One Mission per "x" Inhabitants
1975	1	6	2	0	270	19,652,000
1987	14	2	4	1	317	10,398,500
1989	14	4	4	1	342	10,638,000
1991	14	4	4	1	416	10,843,250
1993	16	4	4	1	411	11,014,250
1995	16	6	4	1	416	11,165,500
1997	16	6	4	1	404	11,307,000
1999	17	6	4	1	407	11,437,250
2000	17	5	4	1	426	11,497,000
2001	17	6	4	1	449	11,552,750
2002	17	6	4	1	474	11,605,250
2003	17	6	4	1	494	11,656,250
2004	17	6	4	1	511	11,700,250
2005	17	6	4	1	524	11,758,250
2006	17	6	4	1	546	11,822,750
2007	17	6	4	1	562	11,893,250
2008	17	6	4	1	572	11,967,000
2009	17	6	4	1	593	12,041,250
2010	17	6	3	1	607	16,151,333
2011	17	6	3	1	625	16,244,333
2012	16	6	3	1	669	16,334,333
2013	16	6	4	1	673	12,461,690
2014	16	6	4	1	688	12,518,600
2015	15	6	4	1	716	12,573,360
2016	13	6	4	1	730	12,731,043
2017	12	5	4	1	814	12,795,325
2018	12	5	4	1	858	12,854,524
2019	12	5	3	1	877	17,208,868

Average Number of Members Per Ward or Branch



Percent Latter-day Saints in the Population Graph



Percent of the Population Reached by the Church in the South Korea

