



International Resources for Latter-day Saints



Nigeria

Population: 177.16 millions (#8 out of countries)

Statistical Profile

Membership and Congregational Table

Year	Membership	Annual Membership Growth Rate	Wards	Branches	Units	Annual Unit Growth Rate	Population	One Member per "x" Inhabitants	Percent Latter-day Saint
1983	2,255						81,636,000	36,202	0.003%
1985	5,500	71.95%					83,902,000	15,255	0.007%
1987	8,000	22.73%	6	50	56		90,364,000	11,296	0.009%
1989	12,000	25.00%	6	66	72	14%	95,133,000	7,928	0.013%
1991	18,000	25.00%	13	73	86	10%	99,986,000	5,555	0.018%
1993	22,000	11.11%	17	109	126	23%	104,932,000	4,770	0.021%
1995	28,000	13.64%	19	109	128	1%	110,015,000	3,929	0.025%
1997	33,000	8.93%	54	94	148	8%	115,269,000	3,493	0.029%
1999	42,746	14.77%	73	112	185	13%	120,784,000	2,826	0.035%
2000	49,935	16.82%	79	115	194	4.9%	123,689,000	2,477	0.040%
2001	55,199	10.54%	90	113	203	4.6%	126,705,000	2,295	0.044%
2002	60,087	8.86%	107	113	220	8.4%	129,832,000	2,161	0.046%
2003	64,151	6.76%	109	118	227	3.2%	133,067,000	2,074	0.048%
2004	68,777	7.21%	112	125	237	4.4%	136,756,848	1,988	0.050%
2005	74,055	7.67%	109	130	239	0.8%	140,490,722	1,897	0.053%
2006	79,482	7.33%	116	138	254	6.3%	144,329,764	1,816	0.055%
2007	83,919	5.58%	120	136	256	0.8%	148,294,028	1,767	0.057%
2008	88,374	5.31%	124	136	260	1.6%	152,382,506	1,724	0.058%
2009	93,532	5.84%	129	160	289	11.2%	156,595,758	1,674	0.060%
2010	98,359	5.16%	139	167	306	5.9%	160,952,853	1,636	0.061%
2011	103,898	5.63%	139	176	315	2.9%	165,463,745	1,593	0.063%
2012	109,998	5.87%	154	196	350	11.1%	170,075,932	1,546	0.065%
2013	118,139	7.40%	171	207	378	8.0%	174,726,123	1,479	0.068%
2014	129,989	10.03%	216	200	416	10.1%	179,379,016	1,380	0.072%
2015	142,033	9.27%	247	207	454	9.1%	183,995,785	1,295	0.077%
2016	152,903	7.65%	299	201	500	10.1%	188,666,931	1,234	0.081%
2017	163,745	7.09%	350	251	601	20.2%	193,495,907	1,182	0.085%
2018	177,280	8.27%	394	255	649	8.0%	198,387,623	1,119	0.089%
2019	192,144	8.38%	428	294	722	11.2%	203,304,492	1,058	0.095%
2020			434	304	738	2.2%	208,327,405		
2021	211,219	9.93%	467	291	758	2.7%	213,401,323	1,010	0.099%
2022	221,172	4.71%	505	264	769	1.5%	218,541,212	988	0.101%
2023	232,654	5.19%	528	282	810	5.3%	223,804,632	962	0.104%

Membership Growth Graph



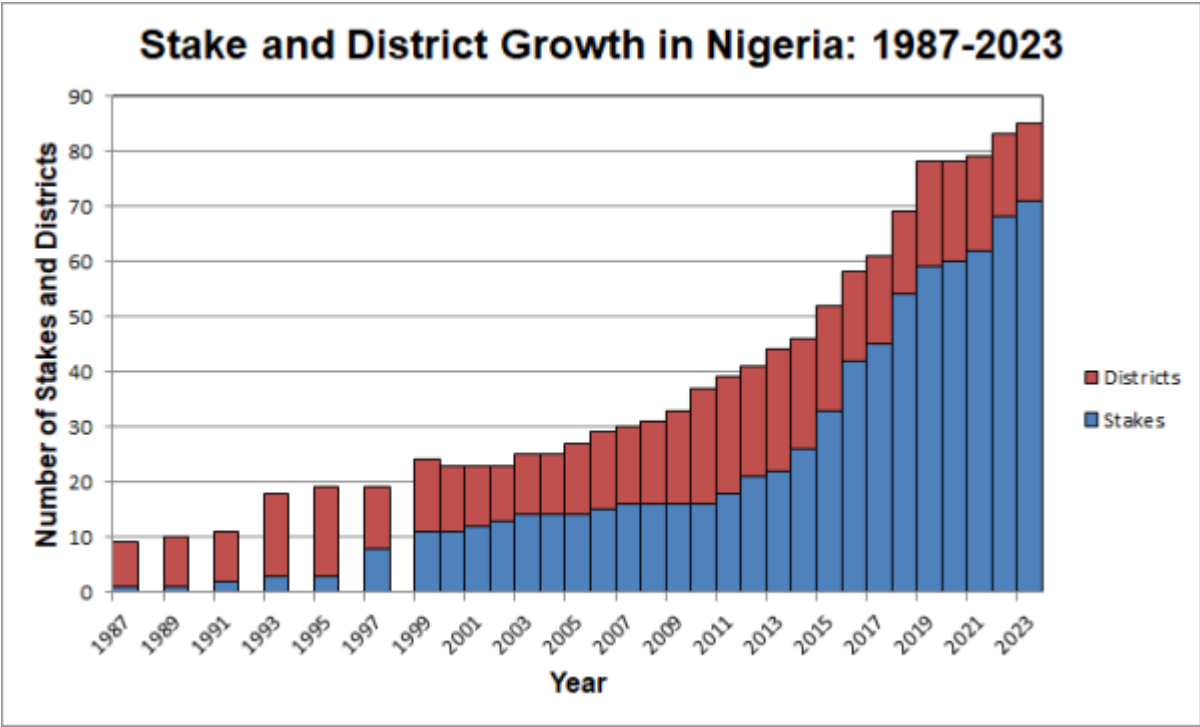
Congregational Growth Graph



Stake and District Table

Year	Stakes	Districts	Missions	Temples	Average Number of Members per Unit	One Mission per "x" Inhabitants	Average Number of Members per Temple
1983	0		1	0		81,636,000	
1987	1	8	2	0	143	41,951,000	
1989	1	9	2	0	167	45,182,000	
1991	2	9	2	0	209	47,566,500	
1993	3	15	4	0	175	24,996,500	
1995	3	16	3	0	219	34,977,333	
1997	8	11	3	0	223	36,671,667	
1999	11	13	3	0	231	38,423,000	
2000	11	12	3	1	257	40,261,333	49,935
2001	12	11	3	1	272	41,229,667	55,199
2002	13	10	5	1	273	25,341,000	60,087
2003	14	11	5	1	283	25,966,400	64,151
2004	14	11	5	1	290	26,613,400	68,777
2005	14	13	5	1	310	27,351,370	74,055
2006	15	14	5	1	313	28,098,144	79,482
2007	16	14	5	1	328	28,865,953	83,919
2008	16	15	5	1	340	29,658,806	88,374
2009	16	17	4	1	324	38,095,627	93,532
2010	16	21	4	1	321	39,148,940	98,359
2011	18	21	4	1	330	40,238,213	103,898
2012	21	20	4	1	314	41,365,936	109,998
2013	22	22	5	1	313	34,015,186	118,139
2014	26	20	5	1	312	34,945,225	129,989
2015	33	19	5	1	313	35,875,803	142,033
2016	42	16	6	1	306	30,665,964	152,903
2017	45	16	6	1	272	31,444,489	163,745
2018	54	15	7	2	273	27,642,272	88,640
2019	59	19	7	2	266	28,341,089	96,072
2020	60	18	7	3		29,043,499	
2021	62	17	7	3	279	29,761,058	70,406
2022	68	15	7	4	288	30,485,903	55,293
2023	71	14	9	5	287	24,282,357	46,531

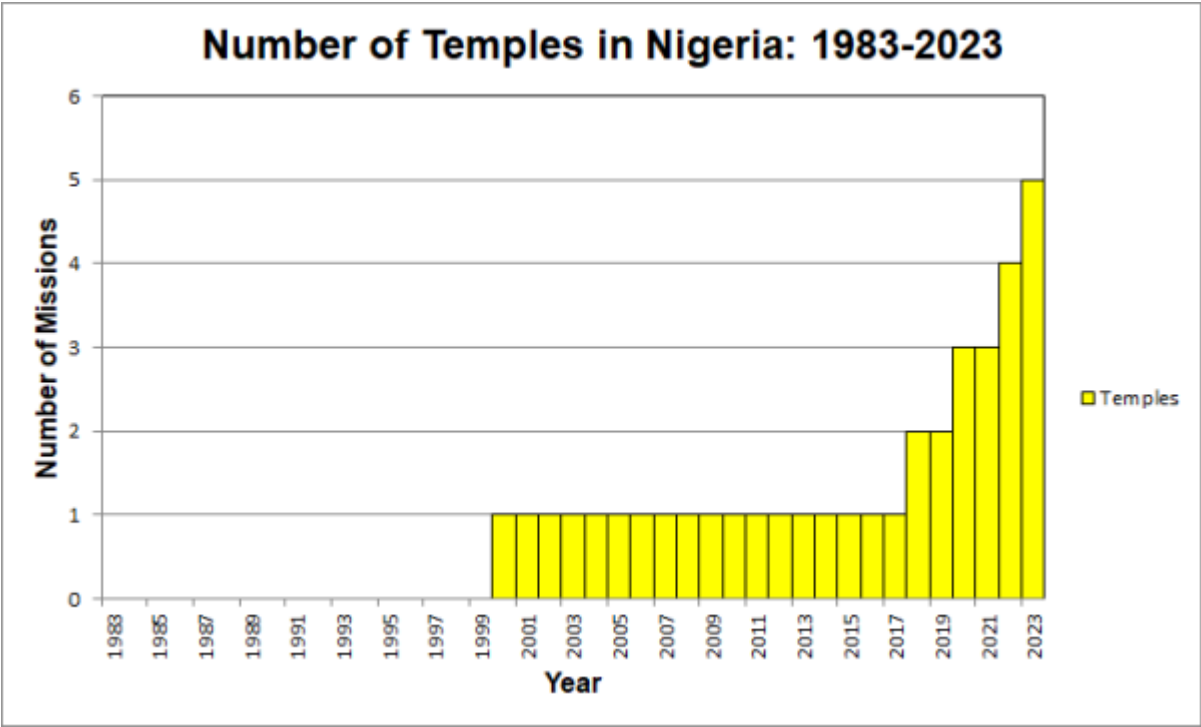
Stake and District Graph



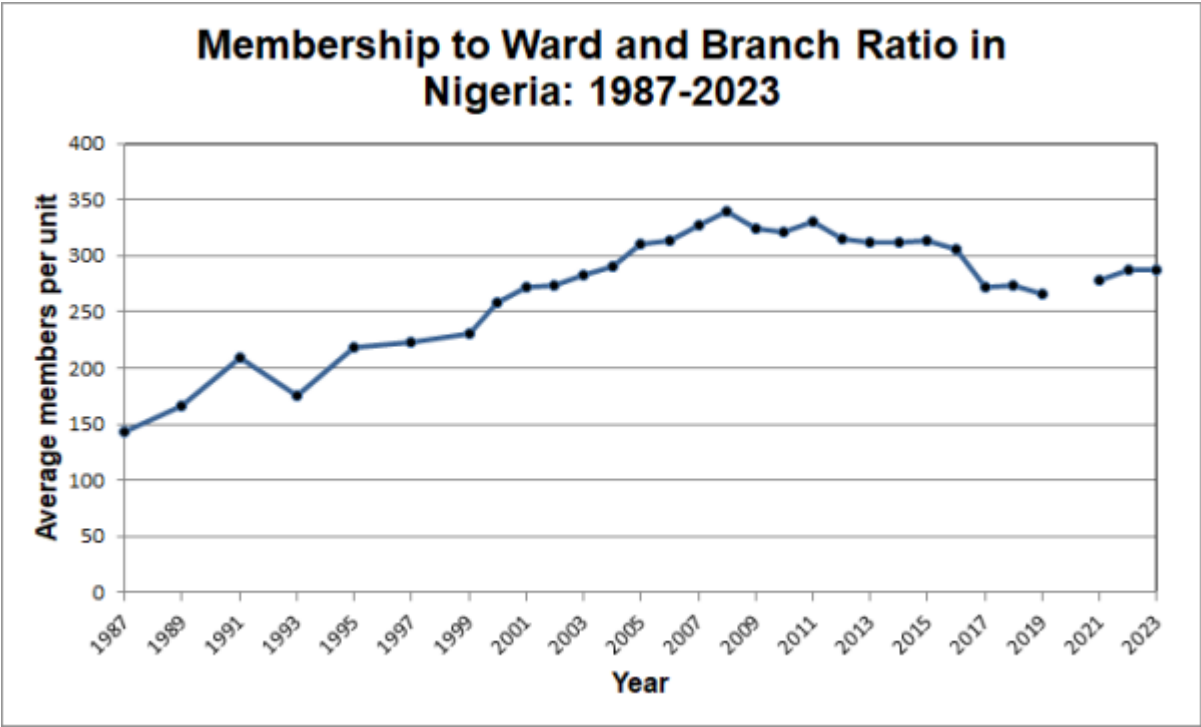
Number of Missions



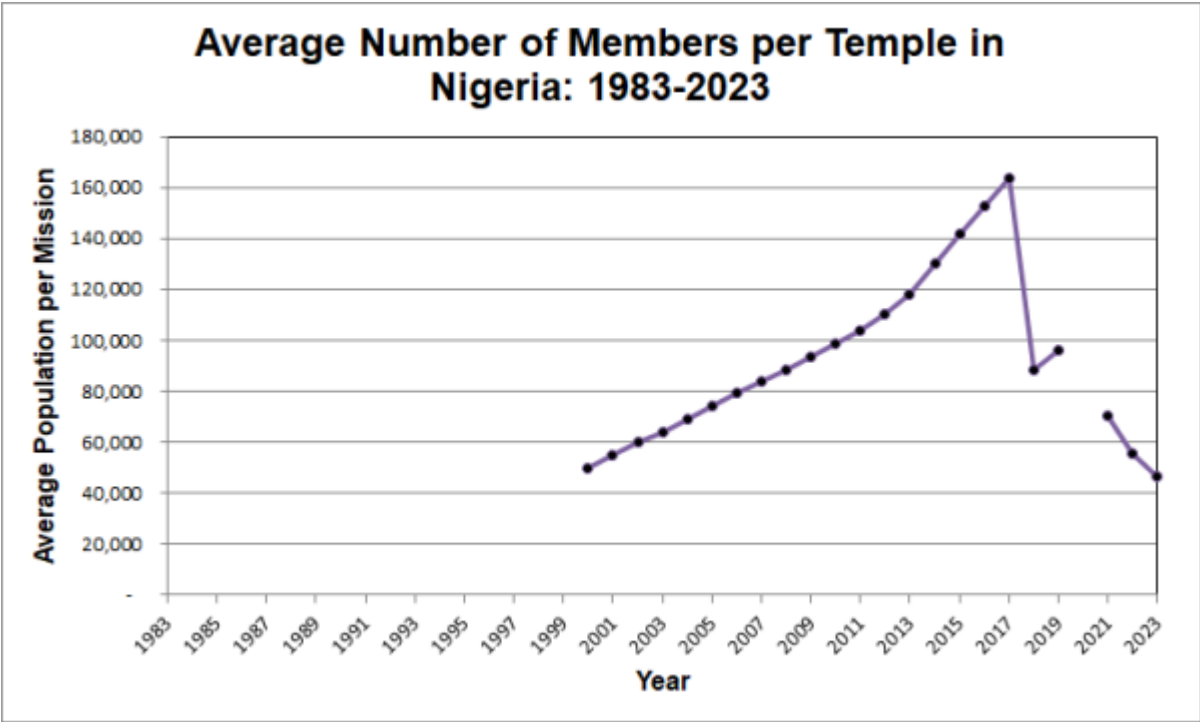
Number of Temples



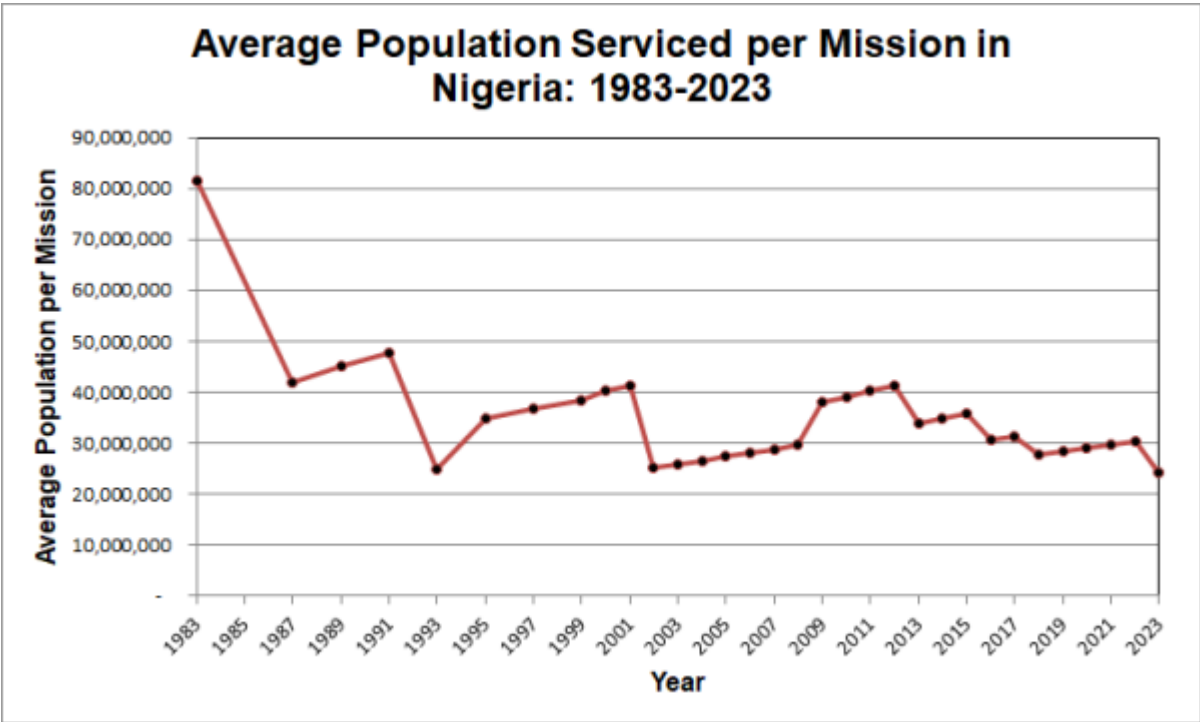
Average Number of Members per Ward or Branch



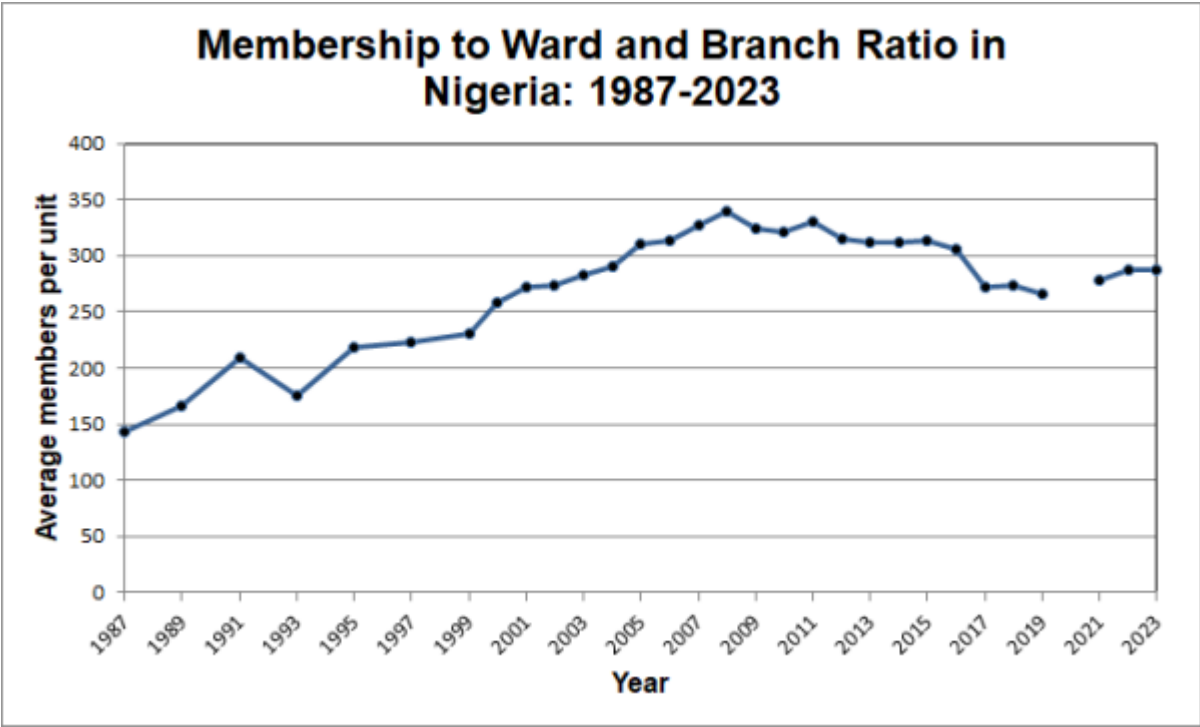
Average Number of Members per Temple



Average Population Served Per Mission



Percent Latter-day Saint



Comparative Growth Table

DENOMINATION	MEMBERSHIP (2023)	CONGREGATIONS (2023)
Jehovah's Witnesses (Peak Publishers)	400,375	6,071
Latter-day Saints	232,654	810
Seventh-Day Adventists	324,385	2,965

Percent of the Population Reached by the Church

