



International Resources for Latter-day Saints

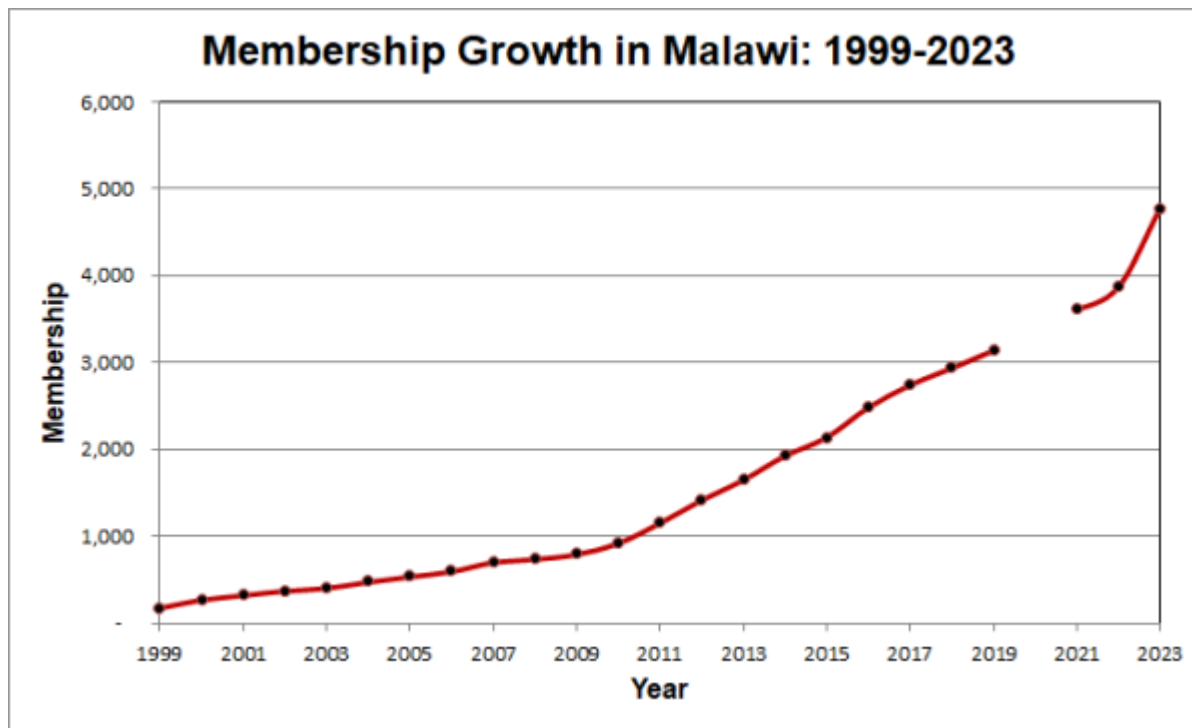


Malawi

Population: 17.38 millions (#64 out of countries)

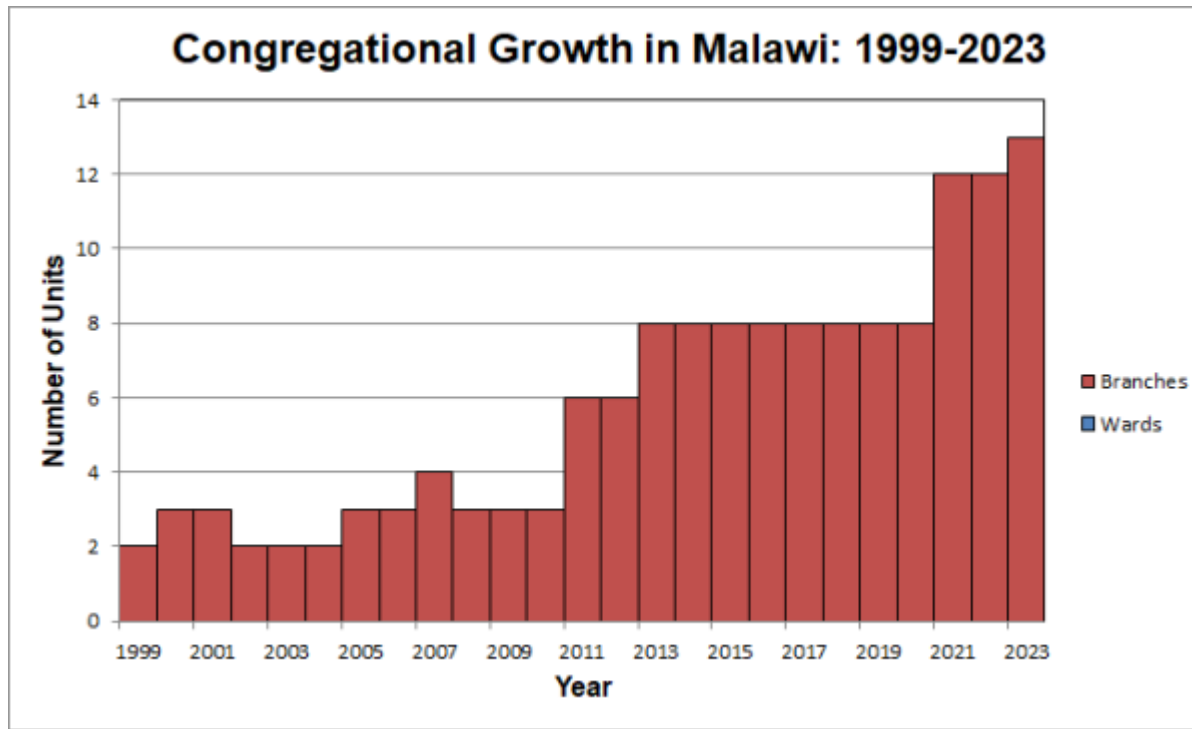
Statistical Profile

Membership Growth Graph



Year	Membership	Annual Membership Growth Rate	Wards	Branches	Units	Annual Unit Growth Rate	Population	One Member per	Percent Members
1999	181		0	2	2		11,013,000	60,845	0.002%
2000	274	51.38%	0	3	3	50.0%	11,321,000	41,318	0.002%
2001	326	18.98%	0	3	3	0.0%	11,623,000	35,653	0.003%
2002	377	15.64%	0	2	2	-33.3%	11,927,000	31,637	0.003%
2003	409	8.49%	0	2	2	0.0%	12,239,000	29,924	0.003%
2004	480	17.36%	0	2	2	0.0%	12,569,000	26,185	0.004%
2005	540	12.50%	0	3	3	50.0%	12,925,000	23,935	0.004%
2006	600	11.11%	0	3	3	0.0%	13,308,000	22,180	0.005%
2007	705	17.50%	0	4	4	33.3%	13,714,000	19,452	0.005%
2008	742	5.25%	0	3	3	-25.0%	14,138,000	19,054	0.005%
2009	798	7.55%	0	3	3	0.0%	14,573,000	18,262	0.005%
2010	925	15.91%	0	3	3	0.0%	14,718,422	15,912	0.006%
2011	1,156	24.97%	0	6	6	100.0%	15,146,094	13,102	0.008%
2012	1,421	22.92%	0	6	6	0.0%	15,581,251	10,965	0.009%
2013	1,653	16.33%	0	8	8	33.3%	16,024,775	9,694	0.010%
2014	1,931	16.82%	0	8	8	0.0%	16,477,966	8,533	0.012%
2015	2,143	10.98%	0	8	8	0.0%	16,938,942	7,904	0.013%
2016	2,486	16.01%	0	8	8	0.0%	17,405,624	7,001	0.014%
2017	2,745	10.42%	0	8	8	0.0%	17,881,167	6,514	0.015%
2018	2,941	7.14%	0	8	8	0.0%	18,367,883	6,245	0.016%
2019	3,143	6.87%	0	8	8	0.0%	18,867,337	6,003	0.017%
2020			0	8	8	0.0%	19,377,061		
2021	3,612	14.9%	0	12	12	50.0%	19,889,742	5,507	0.018%
2022	3,872	7.2%	0	12	12	0.0%	20,405,317	5,270	0.019%
2023	4,776	23.3%	0	13	13	8.3%	20,931,751	4,383	0.023%

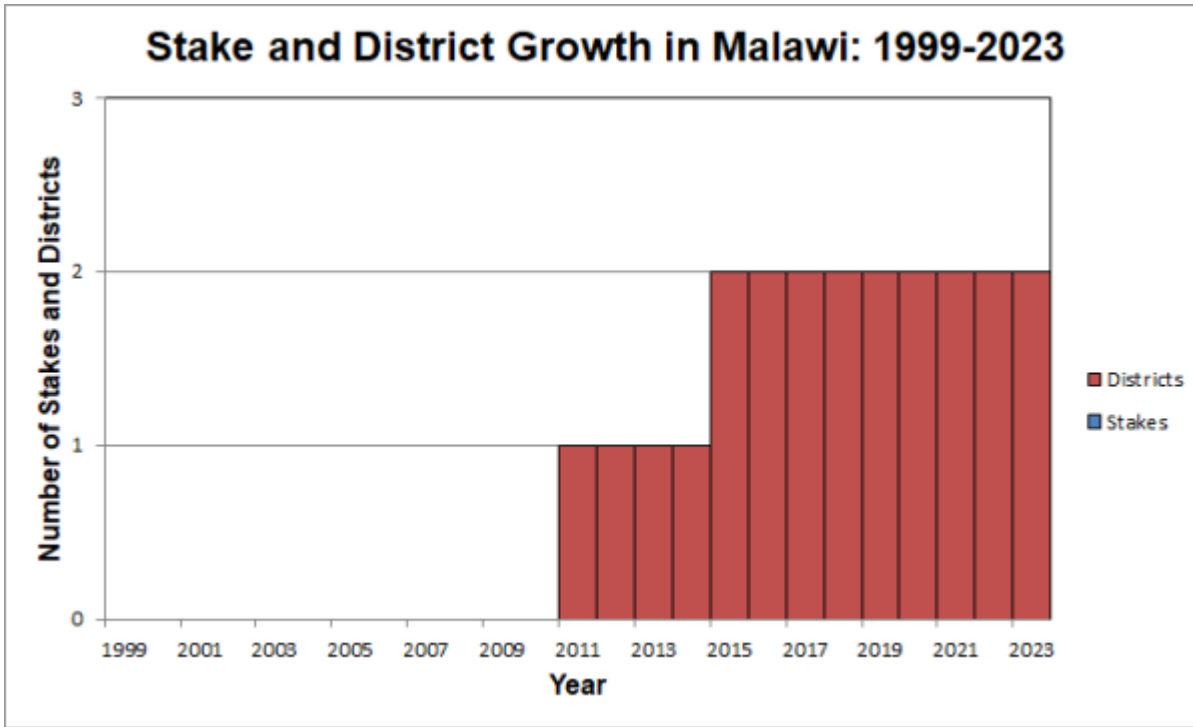
Congregational Growth Graph



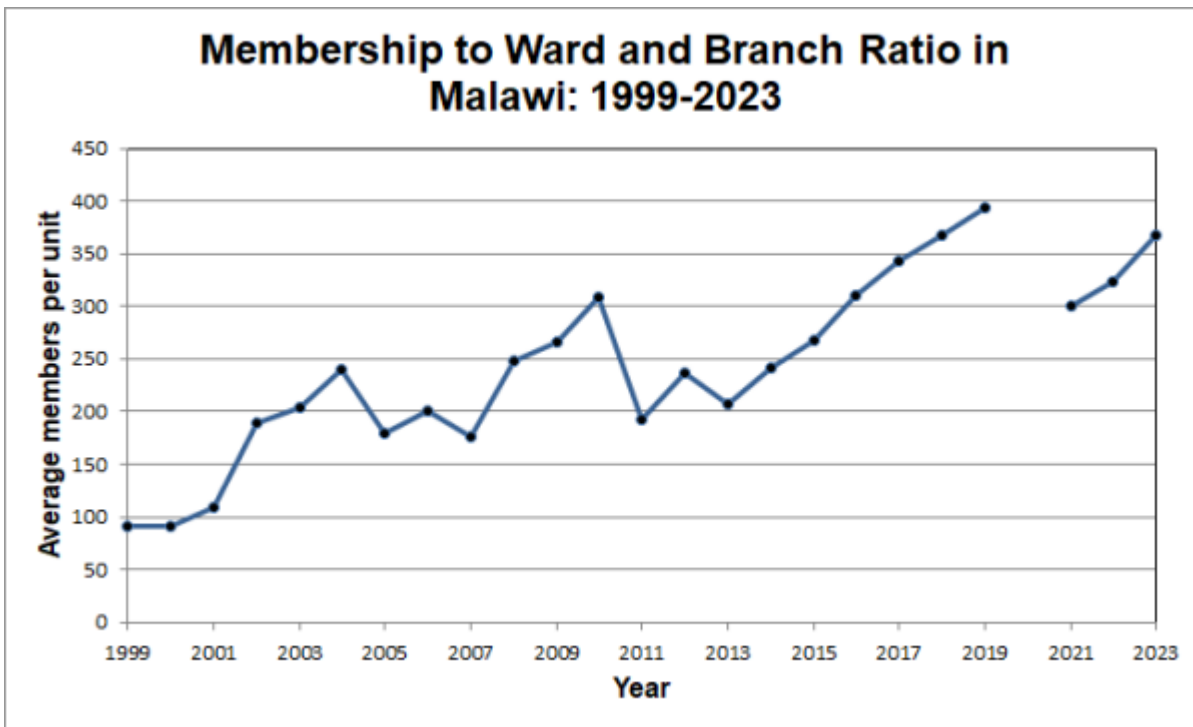
Stake and District Table

Year	Stakes	Districts	Missions	Temples	Average Number of Members per Unit	One Mission per "x" Inhabitants
1999	0	0	0	0	91	
2000	0	0	0	0	91	
2001	0	0	0	0	109	
2002	0	0	0	0	189	
2003	0	0	0	0	205	
2004	0	0	0	0	240	
2005	0	0	0	0	180	
2006	0	0	0	0	200	
2007	0	0	0	0	176	
2008	0	0	0	0	247	
2009	0	0	0	0	266	
2010	0	0	0	0	308	
2011	0	1	0	0	193	
2012	0	1	0	0	237	
2013	0	1	0	0	207	
2014	0	1	0	0	241	
2015	0	2	0	0	268	
2016	0	2	0	0	311	
2017	0	2	0	0	343	
2018	0	2	0	0	368	
2019	0	2	0	0	393	
2020	0	2	0	0		
2021	0	2	0	0	301	
2022	0	2	0	0	323	
2023	0	2	0	0	367	

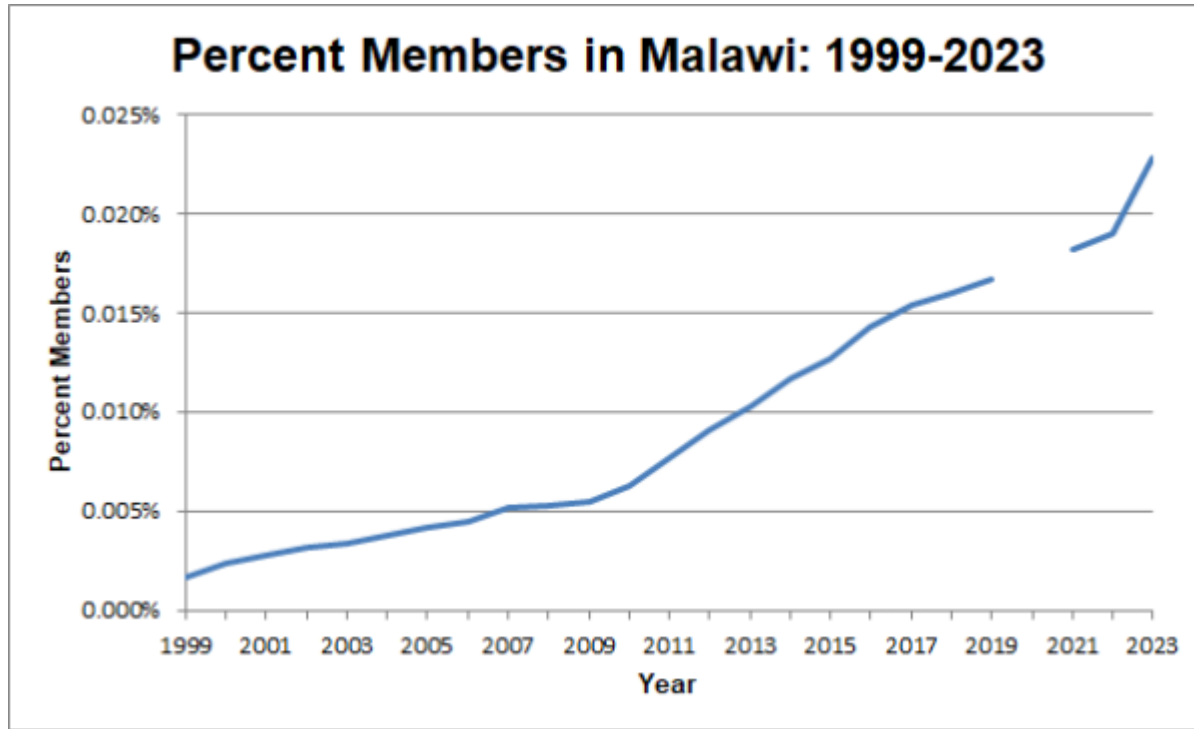
Stake and District Graph



Average Number of Members per Ward or Branch



Percent Latter-day Saint



Comparative Growth Table

DENOMINATION	MEMBERSHIP (2023)	CONGREGATIONS (2023)
Jehovah's Witnesses (Peak Publishers)	109,108	1,882
Latter-day Saints	4,776	13
Seventh-Day Adventists	712,877	3,807

Percent of the Population Reached by the Church

