



International Resources for Latter-day Saints



Guinea

Population: 11.47 millions (#76 out of countries)

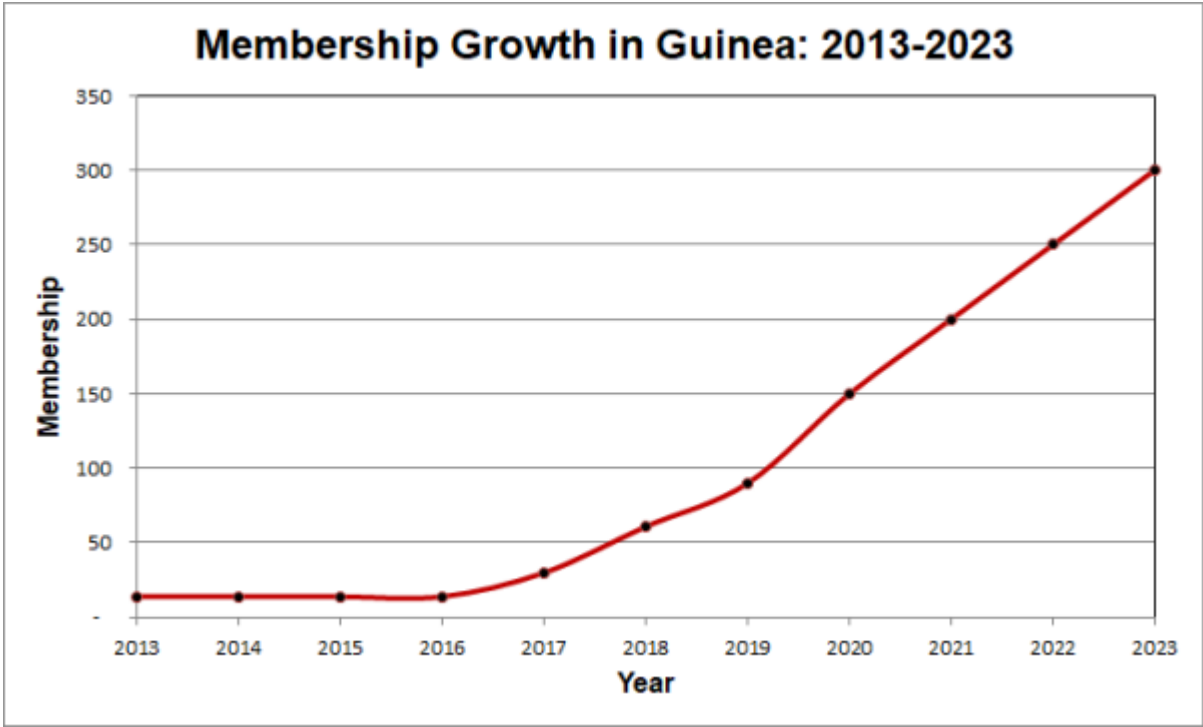
Statistical Profile

Membership and Congregational Table

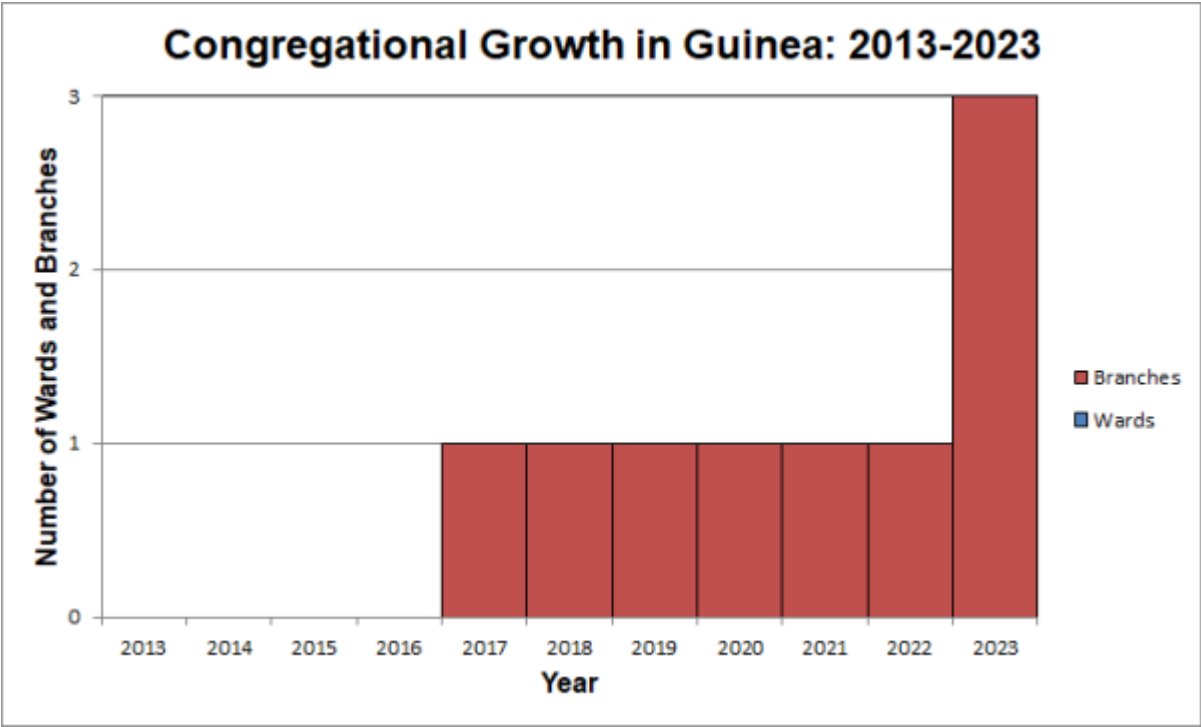
Year	Membership	Annual Membership Growth Rate	Wards	Branches	Units	Annual Unit Growth Rate	Population	One Member per	Percent Members
2013	14		0	0	0		11,055,430	789,674	0.00013%
2014	14	0.0%	0	0	0		11,333,365	809,526	0.00012%
2015	14	0.0%	0	0	0		11,625,998	830,428	0.00012%
2016	14	0.0%	0	0	0		11,930,985	852,213	0.00012%
2017	30	114.3%	0	1	1		12,240,789	408,026	0.00025%
2018	61	103.3%	0	1	1		12,554,864	205,817	0.00049%
2019	90	47.5%	0	1	1		12,877,539	143,084	0.00070%
2020	150	66.7%	0	1	1		13,205,153	88,034	0.00114%
2021	200	33.3%	0	1	1		13,531,906	67,660	0.00148%
2022	250	25.0%	0	1	1		13,859,341	55,437	0.00180%
2023	300	20.0%	0	3	3		14,190,612	47,302	0.00211%

*Membership totals are estimates except for 2013 and 2017-2018

Membership Growth Graph



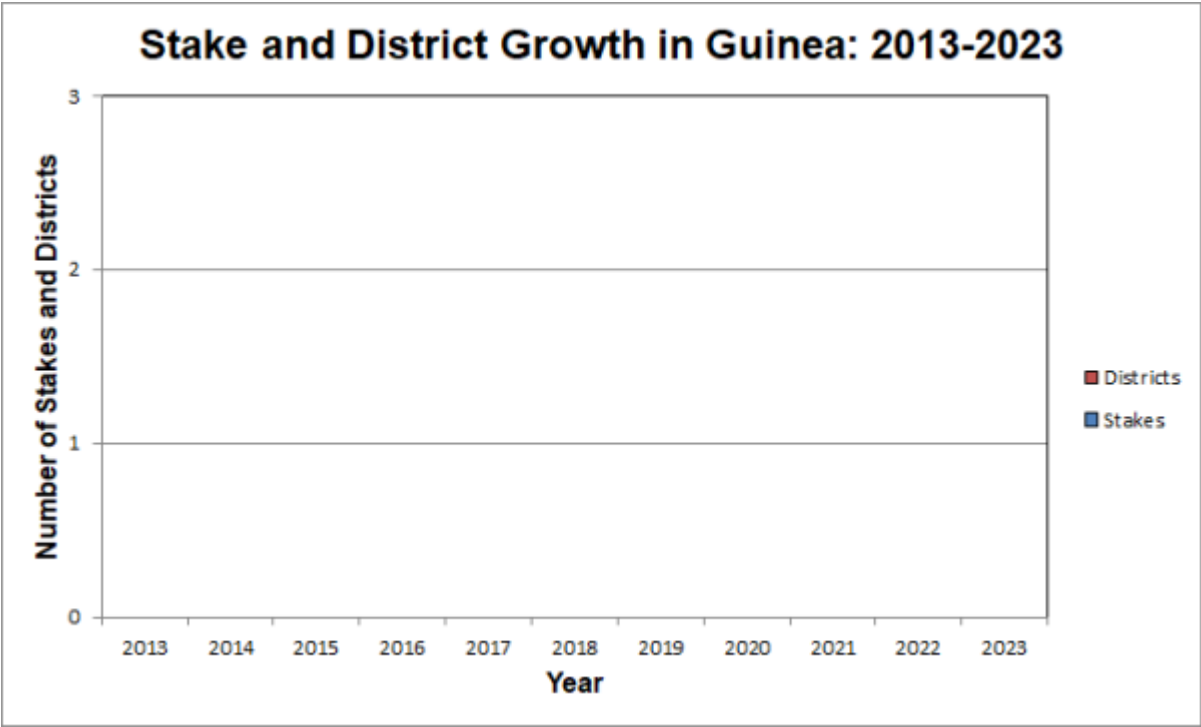
Congregational Growth Graph



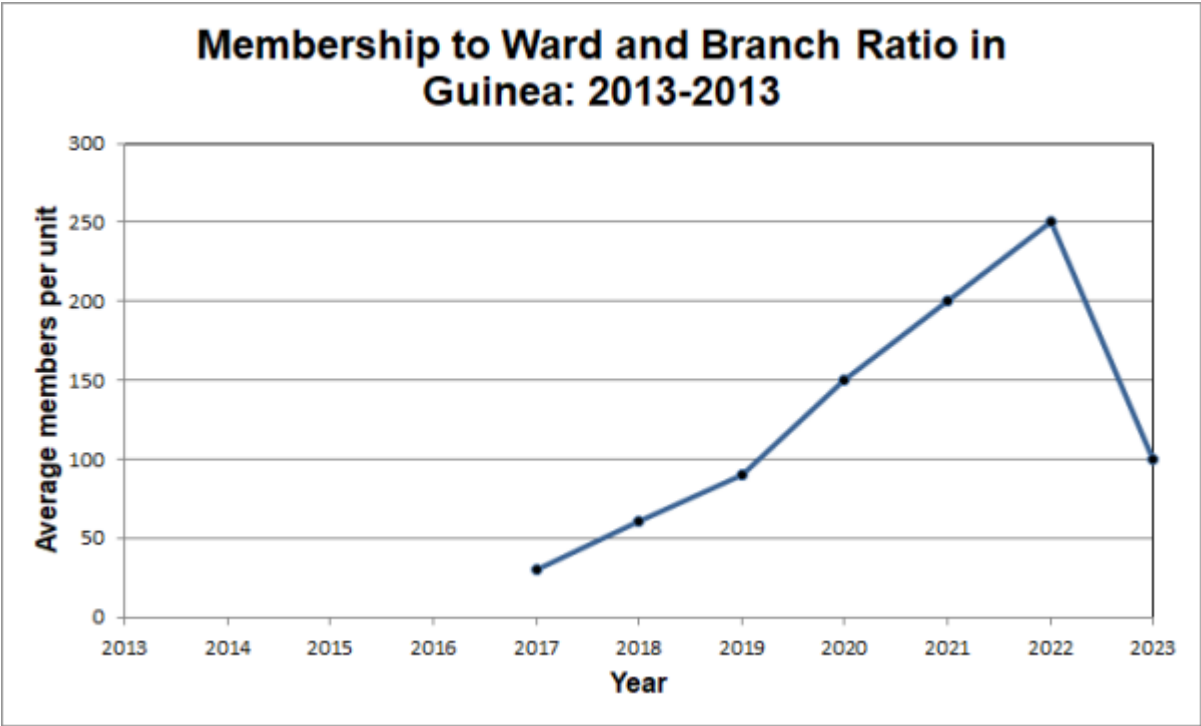
Stake and District Table

Year	Stakes	Districts	Missions	Temples	Average Number of Members per Unit	One Mission per "x" Inhabitants
2013	0	0	0	0		
2014	0	0	0	0		
2015	0	0	0	0		
2016	0	0	0	0		
2017	0	0	0	0	30	
2018	0	0	0	0	61	
2019	0	0	0	0	90	
2020	0	0	0	0	150	
2021	0	0	0	0	200	
2022	0	0	0	0	250	
2023	0	0	0	0	100	

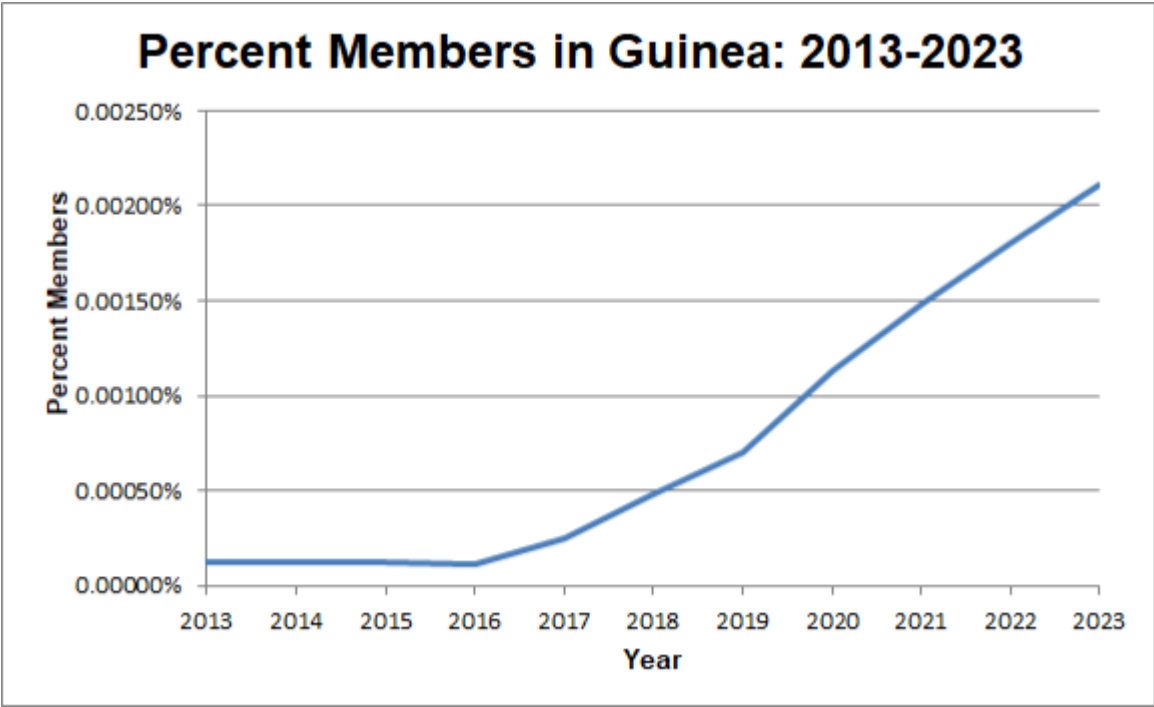
Stake and District Graph



Average Number of Members per Ward or Branch



Percent Latter-day Saint



Comparative Growth Table

DENOMINATION	MEMBERSHIP (2023)	CONGREGATIONS (2023)
Jehovah's Witnesses (Peak Publishers)	1,217	27
Latter-day Saints	300	3
Seventh-Day Adventists	2,920	34

Percent of the Population Reached by the Church

