



International Resources for Latter-day Saints



Gambia, The

Population: 1.93 millions (#150 out of countries)

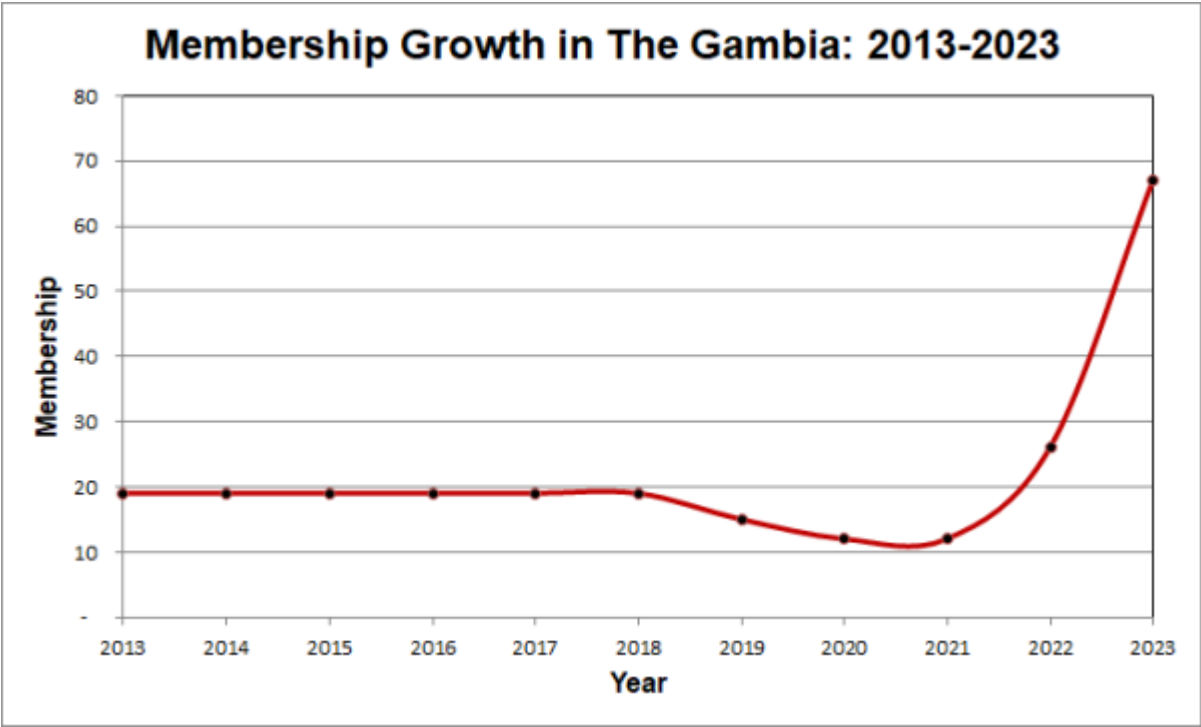
Statistical Profile

Membership and Congregational Table

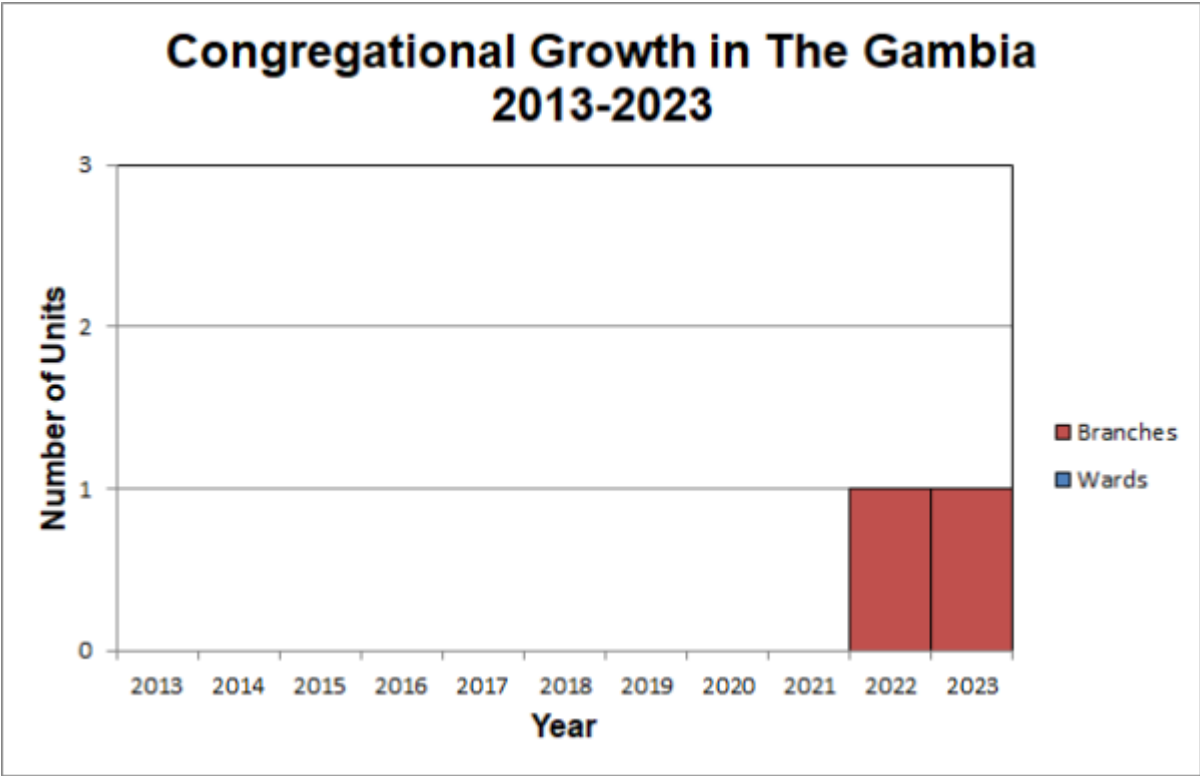
Year	Membership	Annual Membership Growth Rate	Wards	Branches	Units	Annual Unit Growth Rate	Population	One Member Per	Percent Members
2013	19		0	0	0		2,124,869	111,835	0.0009%
2014	19	0.0%	0	0	0		2,189,019	115,212	0.0009%
2015	19	0.0%	0	0	0		2,253,133	118,586	0.0008%
2016	19	0.0%	0	0	0		2,317,206	121,958	0.0008%
2017	19	0.0%	0	0	0		2,381,182	125,325	0.0008%
2018	19	0.0%	0	0	0		2,444,916	128,680	0.0008%
2019	15	-21.1%	0	0	0		2,508,883	167,259	0.0006%
2020	12	-20.0%	0	0	0		2,573,995	214,500	0.0005%
2021	12	0.0%	0	0	0		2,639,916	219,993	0.0005%
2022	26	116.7%	0	1	1		2,705,992	104,077	0.0010%
2023	67	157.7%	0	1	1		2,773,168	41,391	0.0024%

*Membership estimated for all years except 2013, 2021; figures for 2022 and 2023 are as of the middle of the year

Membership Growth Graph



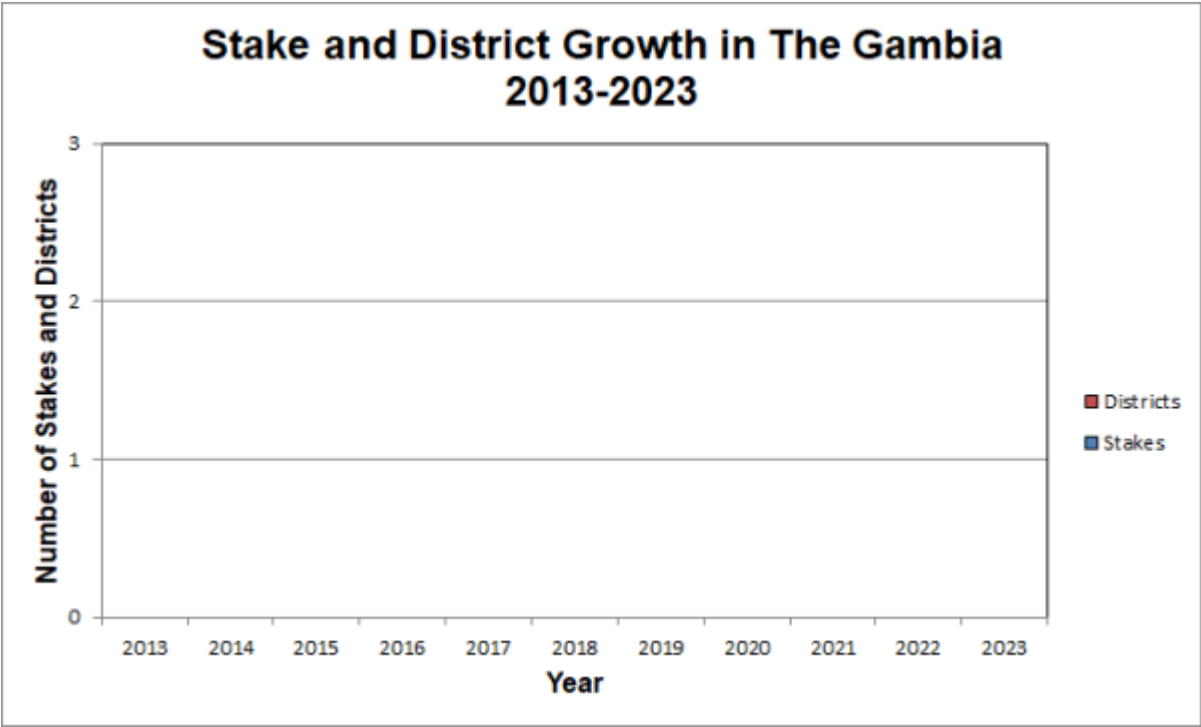
Congregational Growth Graph



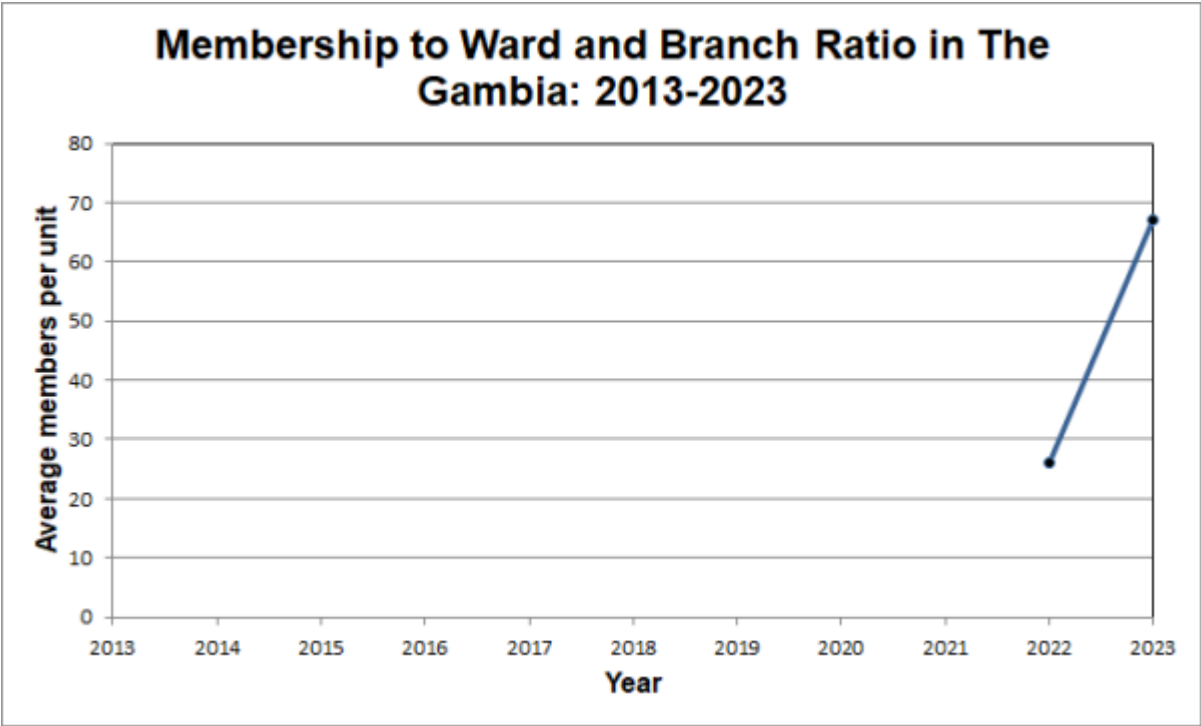
Stake and District Table

Year	Stakes	Districts	Missions	Temples	Average Number of Members per Unit	One Mission per "x" Inhabitants
2013	0	0	0	0		
2014	0	0	0	0		
2015	0	0	0	0		
2016	0	0	0	0		
2017	0	0	0	0		
2018	0	0	0	0		
2019	0	0	0	0		
2020	0	0	0	0		
2021	0	0	0	0		
2022	0	0	0	0		
2023	0	0	0	0		

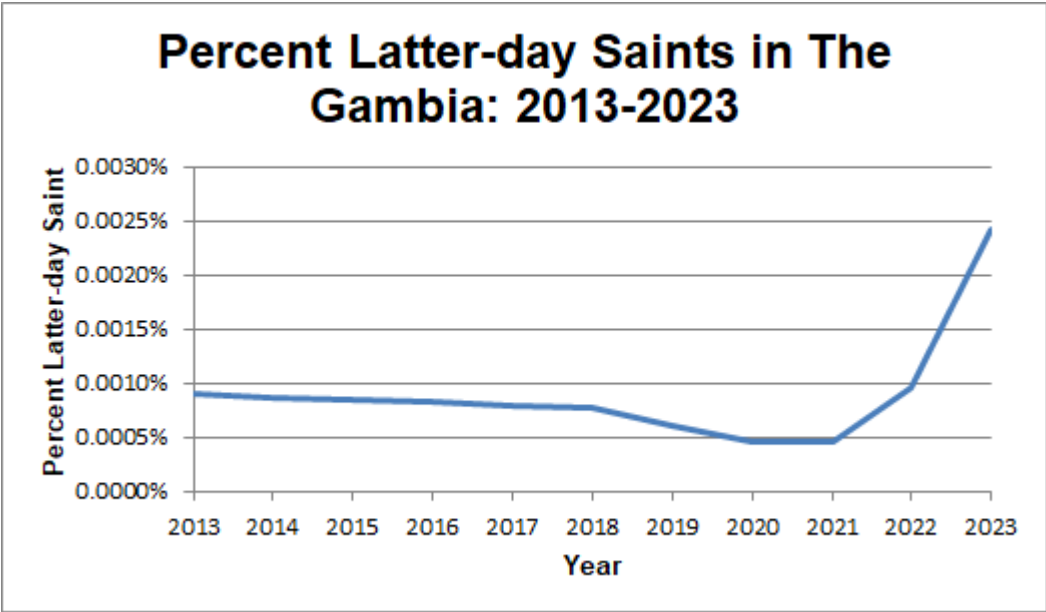
Stake and District Graph



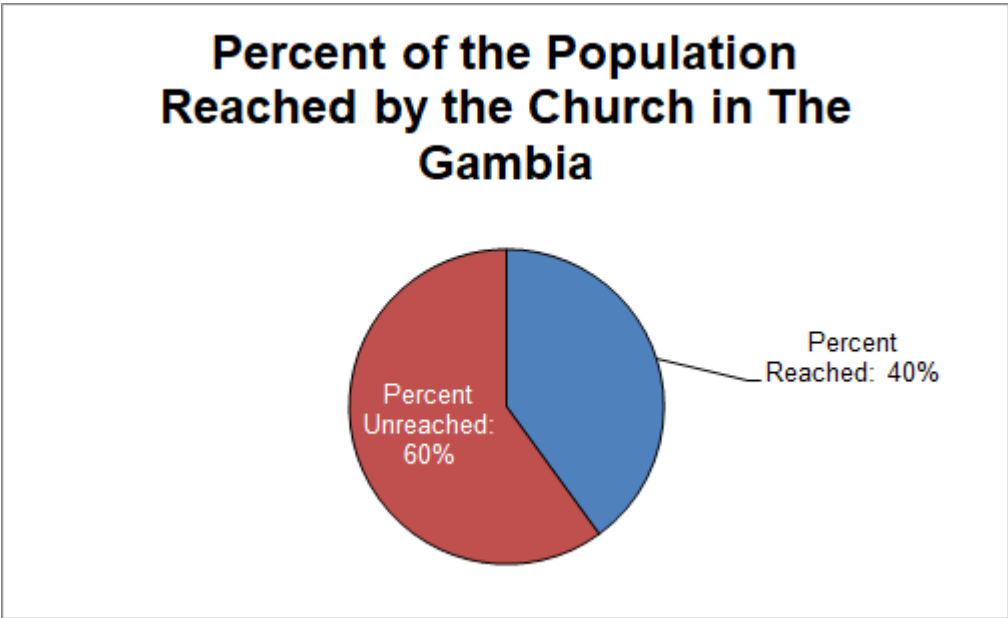
Average Number of Members per Ward or Branch



Percent Latter-day Saint



Percent Reached by the Church



Comparative Growth Table

DENOMINATION	MEMBERSHIP (2023)	CONGREGATIONS (2023)
Jehovah's Witnesses (Peak Publishers)	316	5
Latter-day Saints	67	1
Seventh-Day Adventists	394	12