



International Resources for Latter-day Saints



Angola

Population: 19.09 millions (#59 out of countries)

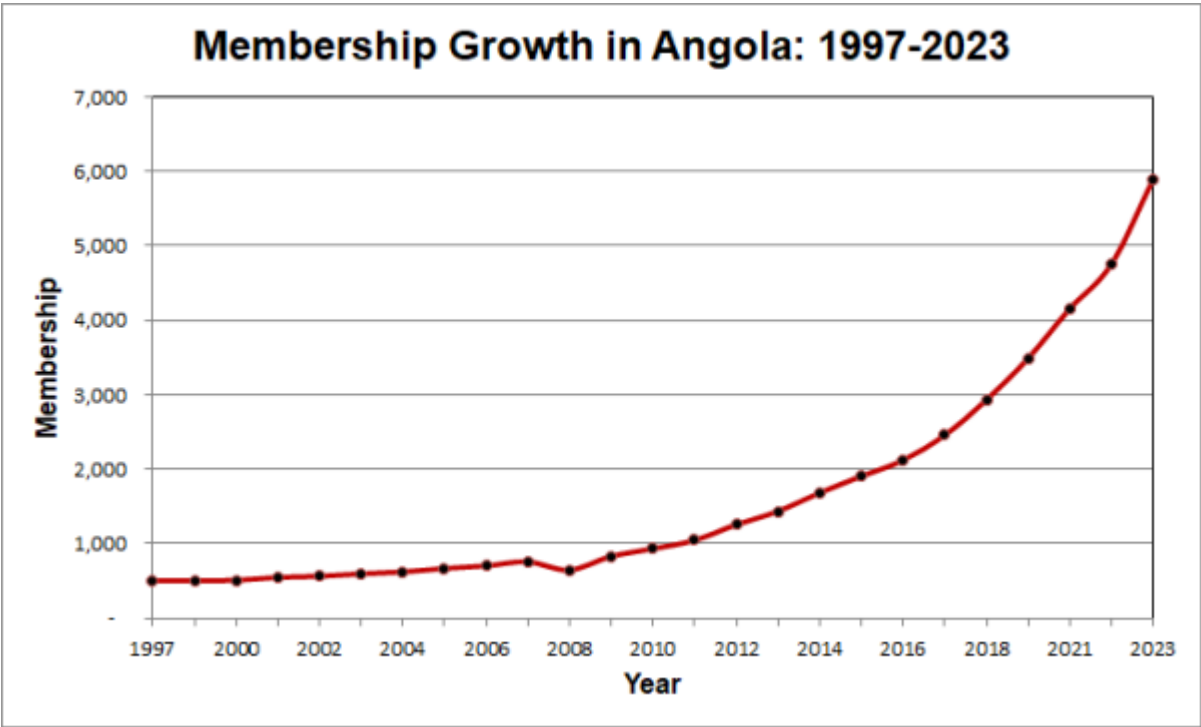
Statistical Profile

Membership and Congregational Table

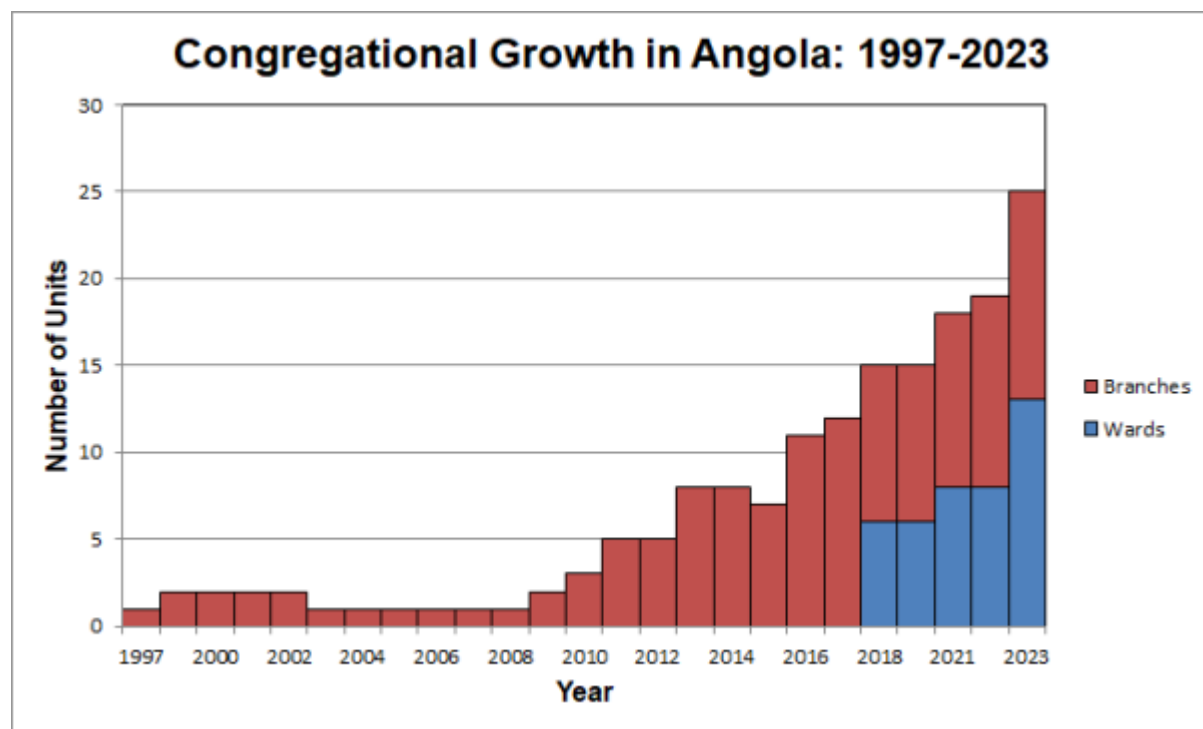
Year	Membership	Annual Membership Growth Rate	Wards	Branches	Units	Annual Unit Growth Rate	Population	One Member per	Percent Members
1997	500		0	1	1		14,871,146	29,742	0.003%
1999	502	0.2%	0	2	2	50%	15,870,753	31,615	0.003%
2000	510	1.6%	0	2	2	0.0%	16,394,062	32,145	0.003%
2001	548	7.5%	0	2	2	0.0%	16,941,587	30,915	0.003%
2002	563	2.7%	0	2	2	0.0%	17,516,139	31,112	0.003%
2003	596	5.9%	0	1	1	-50.0%	18,124,342	30,410	0.003%
2004	621	4.2%	0	1	1	0.0%	18,771,125	30,227	0.003%
2005	669	7.7%	0	1	1	0.0%	19,450,959	29,075	0.003%
2006	703	5.1%	0	1	1	0.0%	20,162,340	28,680	0.003%
2007	759	8.0%	0	1	1	0.0%	20,909,684	27,549	0.004%
2008	647	-14.8%	0	1	1	0.0%	21,691,522	33,526	0.003%
2009	831	28.4%	0	2	2	100.0%	22,507,674	27,085	0.004%
2010	932	12.2%	0	3	3	50.0%	23,364,185	25,069	0.004%
2011	1,046	12.2%	0	5	5	66.7%	24,259,111	23,192	0.004%
2012	1,257	20.2%	0	5	5	0.0%	25,188,292	20,038	0.005%
2013	1,436	14.2%	0	8	8	60.0%	26,147,002	18,208	0.005%
2014	1,684	17.3%	0	8	8	0.0%	27,128,377	16,109	0.006%
2015	1,908	13.3%	0	7	7	-12.5%	28,127,721	14,742	0.007%
2016	2,123	11.3%	0	11	11	57.1%	29,154,746	13,733	0.007%
2017	2,458	15.8%	0	12	12	9.1%	30,208,628	12,290	0.008%
2018	2,933	19.3%	6	9	15	25.0%	31,273,533	10,663	0.009%
2019	3,490	19.0%	6	9	15	0.0%	32,353,588	9,270	0.011%
2021	4,160	19.2%	8	10	18	20.0%	34,503,774	8,294	0.012%
2022	4,760	14.4%	8	11	19	5.6%	35,588,987	7,477	0.013%
2023	5,898	23.9%	13	12	25	31.6%	36,684,202	6,220	0.016%

*Growth rate is for the two-year period during 2020-2021

Membership Growth Graph



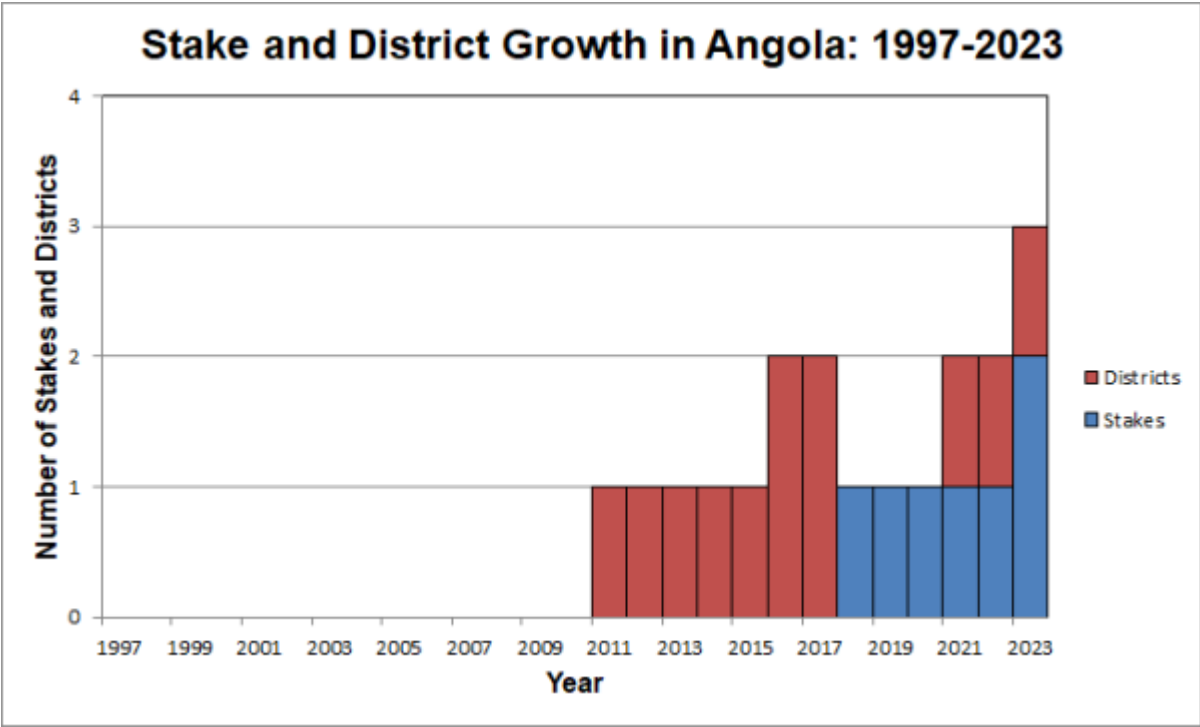
Congregational Growth Graph



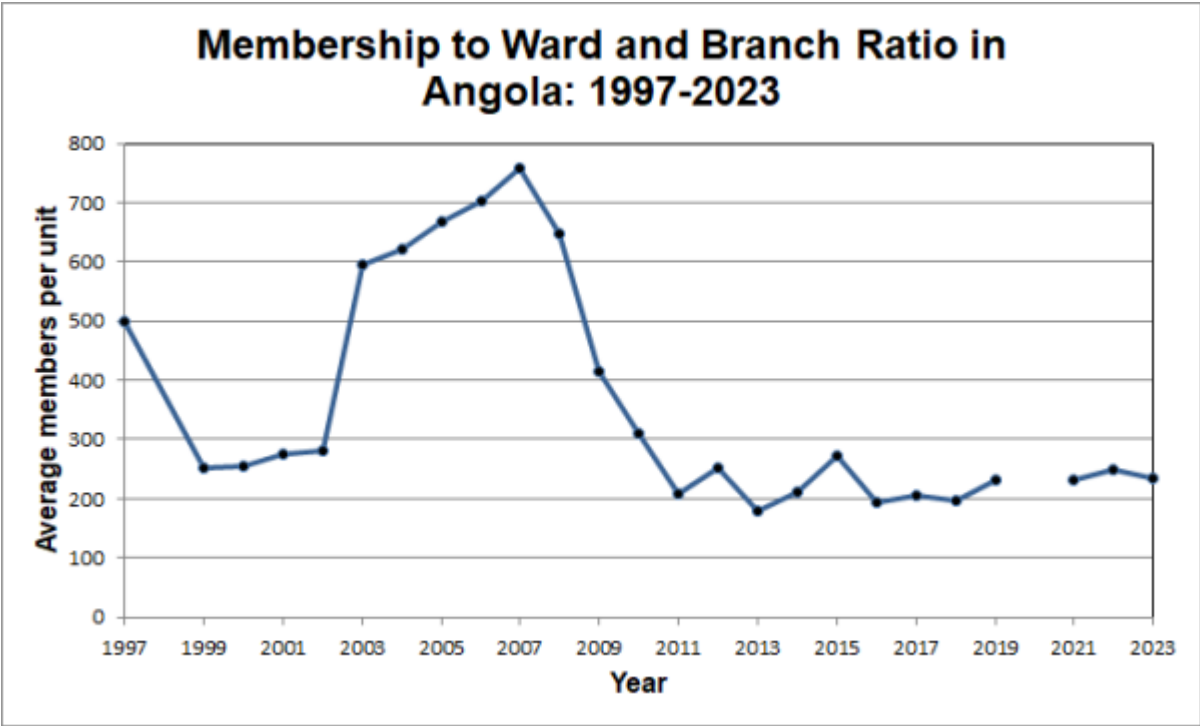
Stake and District Table

Year	Stakes	Districts	Missions	Temples	Average Number of Members per Unit	One Mission per "x" Inhabitants
1997	0	0	0	0	500	
1999	0	0	0	0	251	
2000	0	0	0	0	255	
2001	0	0	0	0	274	
2002	0	0	0	0	282	
2003	0	0	0	0	596	
2004	0	0	0	0	621	
2005	0	0	0	0	669	
2006	0	0	0	0	703	
2007	0	0	0	0	759	
2008	0	0	0	0	647	
2009	0	0	0	0	416	
2010	0	0	0	0	311	
2011	0	1	0	0	209	
2012	0	1	0	0	251	
2013	0	1	1	0	180	26,147,002
2014	0	1	1	0	211	27,128,377
2015	0	1	1	0	273	28,127,721
2016	0	2	1	0	193	29,154,746
2017	0	2	1	0	205	30,208,628
2018	1	0	1	0	196	31,273,533
2019	1	0	1	0	233	32,353,588
2020	1	0	1	0		
2021	1	1	1	0	231	34,503,774
2022	1	1	1	0	251	35,588,987
2023	2	1	1	1	236	36,684,202

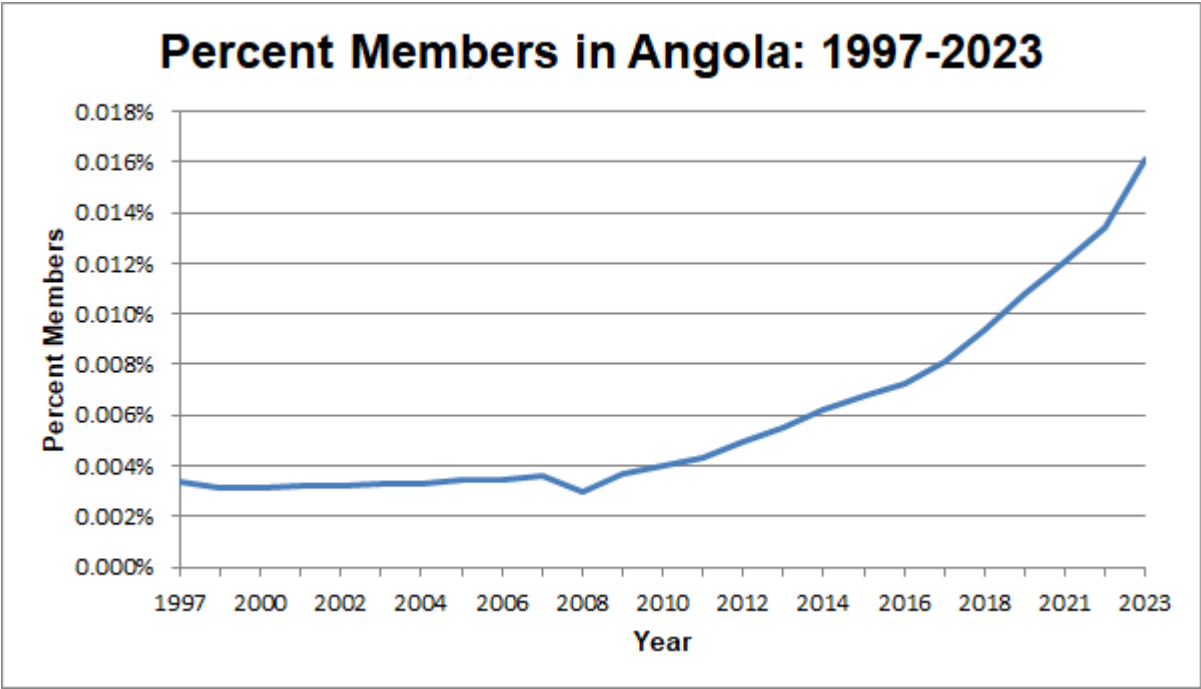
Stake and District Graph



Members-to-Congregations Graph



Percent Latter-day Saint



Comparative Growth Table

DENOMINATION	MEMBERSHIP (2023)	CONGREGATIONS (2023)
Jehovah's Witnesses (Peak Publishers)	169,960	2,567
Latter-day Saints	5,898	25
Seventh-Day Adventists	695,467	4,379

Percent of the Population Reached by the Church

